

**GROTON BOARD OF EDUCATION
REGULAR MEETING
JUNE 27, 2022 @ 6:00 P.M.
REMOTE MEETING**

Mission Statement: Our mission is teaching and learning.

Board Goals: In a richness of cultures and with a respect for all, (1) Provide Dynamic Rigorous Curriculum, (2) Ensure Effective and Engaging Instruction, and (3) Embrace Excellent Learning Environment.

AGENDA

I. CALL TO ORDER

- A. Pledge of Allegiance
- B. Election of Vice Chairperson

II. RECOGNITION AND PARTICIPATION OF VISITORS AND DELEGATIONS

III. COMMENTS FROM CITIZENS RE: AGENDA ITEMS AND OTHER SUBJECTS OF CONCERN THAT LIE WITHIN THE JURISDICTION OF THE BOARD OF EDUCATION - This is the portion of the agenda where the Board welcomes comments from citizens. Each presentation should be limited to five minutes or less, and citizens should, if possible, submit written comments. Presentations should be related to matters pertinent to Groton. Board members will only ask questions in order to clarify the speaker's presentation and cannot respond during the Comments of Citizens' portion of the Board meeting. Citizens should state their names and addresses for the record.

IV. RESPONSE TO COMMENTS FROM CITIZENS

V. STUDENT REPRESENTATIVE REPORT

VI. SUPERINTENDENT AND ADMINISTRATION REPORTS

- A. Reports and Information from the Staff
 - 1. Assistant Superintendent Report
 - Climate Survey Presentation
 - Special Education Data System Update (Attachment #1)
 - Summer Activities (hosted in Groton Schools)
 - 2. Business Manager Report
 - Object Code Summary FY21 (Attachment #2)
 - Health Insurance Report (Attachment #3)
 - 3. Director of Buildings and Grounds
 - Update re: School Facilities

VII. COMMITTEE REPORTS

- | | |
|-----------------------|--|
| A. Policy | E. Other |
| B. Curriculum | - Negotiations |
| C. Finance/Facilities | - LEARN |
| D. Communications | - TCC/RTM/BOE Liaison |
| | - AGSA/GEA/BOE Liaison |
| | - Groton Scholarship |
| | - Athletic Fields |
| | - Trails |
| | - Library |
| | - State Council on Educational Opportunities for Military Children
(meets twice a year) |

VIII. ACTION ITEMS

- A. Consent Agenda – all matters listed under the Consent Agenda are considered to be routine and will be enacted by one motion. Points of clarification will be allowed.
1. Approval of the regular meeting minutes of May 23, 2022 (Attachment #4)
 2. Acceptance of Gifts
 - Ravenlyn Lanzer has donated a flute to Thames River Magnet School's Music Department
 - Alliance Energy LLC, through the ExxonMobil Educational Alliance grant, has donated \$500 to Charles Barnum Elementary School to be used towards any purchases made for maintenance and support in math and/or science education
 - Dr. Calypso Gounti has donated the following equipment to the Fitch High School Art Department: Epson Stylus PRO 3880 Color Inkjet Printer (\$3,300 value) and a Kaiser 5513 RSIO Copy Stand w/Camera Arm (\$2,090 value).
- B. Old Business
1. Discussion and possible action regarding a second reading of policy P1112.3 Access to Information (Attachment #5)
- MOTION: To approve policy P1112.3 Access to Information as a second reading.
- C. New Business
1. Discussion and possible action regarding approval of the Meteorology and Climatology curriculum (Attachment #6)
- MOTION: To approve the Meteorology and Climatology curriculum.
2. Discussion and possible action regarding a first reading of policy P 6145.1 Eligibility to Participate in Interscholastic Athletics (Attachment #7)
- MOTION: To approve policy P 6145.1 Eligibility to Participate in Interscholastic Athletics as a first reading.

C. New Business (cont'd)

3. Discussion and possible action regarding a first reading of policy/regulation 6172.1 Gifted & Talented (Attachment #8)

MOTION: To approve policy/regulation 6172.1 Gifted & Talented as a first reading.

IX. INFORMATION AND PROPOSALS (Non-Action Items)

- A. Letters, communications, and comments by Board members on meeting items and any other items in their jurisdiction.

X. ADVANCE PLANNING

- A. Future Meeting Dates and Calendar Items for Board Attention


Date	Meeting	Location	Time
July 7	Negotiations (AGSA)	CO, Room 5	5:30 p.m.
July 11	COW	CO, Room 11	6:00 p.m.
July 12	Special Policy	Remote	6:00 p.m.
July 13	Negotiations (AGSA)	CO, Room 5	5:30 p.m.
July 18	Curriculum CANCELLED		
July 18	COW	CO, Room 11	6:00 p.m.
July 25	Special Curriculum	CO, Room 4	4:00 p.m.
July 25	Special Communications	CO, Room 4	5:00 p.m.
July 25	Regular	CO, Room 11	6:00 p.m.

Meetings w/Town Bodies:

July 7	PSBC	THA, CR 2	6:00 p.m.
July 21	PSBC	THA, CR 2	6:00 p.m.

- B. Suggested Agenda Items

XI. ADJOURNMENT



CONNECTICUT STATE DEPARTMENT OF EDUCATION

CT-Special Education Data System Update

Board of Education
June 27, 2022

Partnership



Solutions that Matter



CONNECTICUT STATE DEPARTMENT OF EDUCATION

Purpose and Value of CT-SEDS

- Provide one statewide, web-based special education IEP and data management system at no cost to school districts.
- Support the development of IEPs that are compliant and of high quality.
- Access to student and aggregate reports for multiple users including teachers, parents, district personnel and CSDE.
- Consolidate the timely and accurate collection and reporting of data.
- Reduce local data reporting and paperwork burdens.
- Provide a document repository that facilitates timely record transfers.
- Ensure differentiated secure access to student data and parent portal.



CT-SEDS

- IEP Module
- Documentation for Medicaid billing
- Services Plan Module
- MTSS/SRBI Management Module
- Section 504 Accommodation Plan Module
- Gifted and Talented Module
- Surrogate Parent Module
- Restraint/Seclusion Module
- Due Process Module
- Special Education Excess Cost Grant Module
- Office of Early Childhood data regarding notification reports
- Referral/Evaluation and Evaluation Timelines Module
- Early Childhood Outcomes data collection and reporting
- Parent Portal



CT-SEDS



- 2020-21: CT-SEDS Build
- 2021-22: CT-SEDS Pilot
- 2022-23: CT-SEDS Statewide Implementation



Go LIVE July 1, 2022

CT-SEDS- Pilot

- CT-SEDS Pilot Training for IEP: January 2022
- Pilot: February 2022 (4/5 weeks)
- 22 Districts
- 5-7 people
- Case Study Format



CT-SEDS Pilot Districts (22)

- ACES
- Bethel
- Ellington
- Farmington
- Hartford
- Ledyard
- Meriden
- Manchester
- Middletown
- New London
- Plainville
- Region 4
- Region 6
- Region 8
- Salem
- Shelton
- Stafford
- Stamford
- Waterbury
- Watertown
- Wallingford
- Winchester

IEP Document - Goals

- Create a template that would improve the quality of IEPs.
- Create a template that is easier for practitioners to use and easier for parents/students to understand.



IEP Quality Training

WHAT:

Synchronous training: 8 virtual sessions, 90 min each plus 30 min optional Q&A or 2 full in-person days non-consecutive

Asynchronous Modules: available to any educator at any time

PLATFORM: CANVAS – used for all training and resources available to all participants

CSDE IEP Quality Training Topics



IEP Quality



Progress Monitoring

Synchronous



Supplementary
Aids & Services



Secondary
Transition



PWN



Pre-K
Considerations



IEP: A Guide for
Parents &
Families

Asynchronous



Next Steps

- **CT-SEDS Expert Navigation Training**
 - One - 4 hour virtual session in July and August
 - \$500.00 stipend for each participant provided by CSDE
 - 15 slots designated for GPS, 2 staff per building + PPS Director
 - Building Based Training at each school on August 26 by Expert CT-SEDS Navigation trainers
 - GPS participated in the Section 504 Pilot in March
 - Renewing Frontline for the 22-23 SY for limited functions to support the transition

CSDE website: [New IEP/CT-SEDS](#)





CONNECTICUT STATE
DEPARTMENT OF EDUCATION

CONNECTICUT STATE DEPARTMENT OF EDUCATION

Thank you!

Bryan Klimkiewicz

Special Education Division Director

Bryan.Klimkiewicz@ct.gov

860-655-8217

Denise Doolittle

Director PPS

ddoolittle@groton.k12.ct.us

860-572-2152

Groton Public Schools

Date prep:		FY22 Budget Summary Review							
6/22/22 4:17 PM									
Account	Object #s	FY22 Budget 2021-2022	Expenditures	Encumbered	FY22 Actual Total	Remaining Balance	%	FY22 Estimate 06/22/2022	Favorable/ (Unfavorable) to Budget
Salaries									
1 Administrators	105-109	4,766,290	4,888,875	0	4,888,875	(122,585)	(2.6%)	4,873,809	(107,519)
2 Teachers	101-104, 123-127, 151-152	34,767,979	29,344,154	5,135,841	34,479,995	287,984	0.8%	34,471,479	296,500
3 Non-Cert Aides	110-111, 130-131, 136, 139	4,041,289	3,771,343	0	3,771,343	269,946	6.7%	3,771,343	269,946
4 Substitute - Cert & Non-Cert	120-121	996,774	1,026,708	0	1,026,708	(29,934)	(3.0%)	1,026,708	(29,934)
5 Clerical	112-114, 132-134, 144	1,893,198	2,059,900	0	2,059,900	(166,702)	(8.8%)	2,079,596	(186,398)
6 Custodial/Maintenance/Techs	117-118, 129, 137-138, 147-148	3,549,251	3,274,654	0	3,274,654	274,597	7.7%	3,327,118	222,133
7 Campus Security/Supervision	128	149,542	250,918	0	250,918	(101,376)	(67.8%)	250,918	(101,376)
8 Total Salaries	100	50,164,323	44,616,552	5,135,841	49,752,393	411,930	0.8%	49,800,972	363,351
Benefits									
9 Health Insurance	201-202	7,059,237	7,059,360	52	7,059,412	(175)	(0.0%)	7,059,237	0
10 Workers Comp & Town Pension	211,213	952,114	952,115	0	952,115	(1)	(0.0%)	952,115	(1)
11 Social Security & Medicare	212,214	1,456,229	1,456,589	0	1,456,589	(360)	(0.0%)	1,457,349	(1,120)
12 Other Benefits	222-227	152,500	310,558	9,000	319,558	(167,058)	(109.5%)	319,558	(167,058)
13 Total Benefits	200	9,620,080	9,778,623	9,052	9,787,674	(167,694)	(1.7%)	9,788,259	(168,179)
Purchased Services									
14 Instructional Services	321-324	170,099	122,106	4,837	126,943	43,156	25.4%	126,812	43,287
15 Professional Services	331	254,739	437,290	18,719	454,009	(199,270)	(78.2%)	521,920	(267,181)
16 Other Prof Services	332	608,971	369,047	167,846	536,893	72,078	11.8%	582,043	26,928
17 OT & PT Services	333	671,345	190,192	555,362	745,554	(74,209)	(11.1%)	745,554	(74,209)
18 Legal	334	70,350	62,562	7,000	69,562	788	1.1%	69,562	788
19 Athletic Officials & Other Athletic Serv	341-342	75,350	72,912	0	72,912	2,438	3.2%	72,912	2,438
20 Computer Network Services	343	148,773	277,739	0	277,739	(128,966)	(86.7%)	277,739	(128,966)
21 Total Purchased Services	300	1,999,627	1,531,848	751,764	2,283,612	(283,985)	(14.2%)	2,396,543	(396,916)
Property Services									
22 Water & Sewer	410-411	99,801	84,425	6,148	90,573	9,228	9.2%	90,573	9,228
23 Trash & Snow Removal	421-422	136,600	130,561	15,110	145,670	(9,070)	(6.6%)	145,670	(9,070)
24 Repair/Maintenance	430-435, 490-491, 499	479,183	459,799	61,274	521,073	(41,890)	(8.7%)	521,176	(41,993)
25 Rental	441	132,605	134,357	6,640	140,997	(8,392)	(6.3%)	140,997	(8,392)
26 Total Property Services	400	848,189	809,141	89,172	898,313	(50,124)	(5.9%)	898,416	(50,227)
Transportation, Insurance, Communications, Tuition									
27 Transportation: Schools	510-513	5,211,674	4,758,708	411,789	5,170,497	41,177	0.8%	5,170,497	41,177
28 Transportation: Student Activities	587-596	194,418	106,762	1,736	108,498	85,920	44.2%	108,498	85,920
29 Transportation: Staff	590-594	116,920	43,137	0	43,137	73,783	63.1%	44,301	72,619
30 Insurance	522,525	340,321	370,720	5,393	376,112	(35,791)	(10.5%)	376,112	(35,791)
31 Communications	530-552	134,317	217,349	5,870	223,219	(88,902)	(66.2%)	223,219	(88,902)
32 Tuition: Special Education	561-563, 568	4,481,290	3,415,773	476,400	3,892,173	589,117	13.1%	3,922,173	559,117
33 Tuition: Other	564-567	1,250,859	1,227,436	829	1,228,265	22,594	1.8%	1,228,265	22,594
34 Total Trans, Ins, Comm, Tuition	500	11,729,799	10,139,884	902,016	11,041,901	687,898	5.9%	11,073,065	656,734
Supplies									
35 Instructional Supplies	601-609, 613-619, 622-623, 628	459,950	275,986	185,780	461,767	(1,817)	(0.4%)	507,366	(47,416)
36 Computer Supplies	610-612	288,106	174,475	3,781	178,257	109,849	38.1%	178,022	110,084
37 Electricity & Heating	631-633	1,461,070	1,599,985	138,788	1,738,773	(277,703)	(19.0%)	1,738,773	(277,703)
38 Transportation Supplies	634,656	170,435	342,157	5,000	347,157	(176,722)	(103.7%)	347,157	(176,722)
39 Textbooks & Library Books	640-642, 645, 647	106,175	42,888	17,728	60,616	45,559	42.9%	60,530	45,645
40 Facility/Maintenance Supplies	650, 652-655, 657, 659	336,810	369,800	5,821	375,620	(38,810)	(11.5%)	375,620	(38,810)
41 Other Supplies (staff dev, PPE, etc)	621, 624-627, 690	87,490	83,312	10,306	93,618	(6,128)	(7.0%)	94,478	(6,988)
42 Total Supplies	600	2,910,036	2,888,603	367,204	3,255,807	(345,771)	(11.9%)	3,301,947	(391,911)
Equipment									
43 Instructional Equipment	730,735	67,201	23,597	29,443	53,040	14,161	21.1%	54,711	12,490
44 Non-Instructional Equip	731,736	10,000	49,662	2,195	51,857	(41,857)	(418.6%)	59,357	(49,357)
45 Total Equipment	700	77,201	73,259	31,638	104,896	(27,695)	(35.9%)	114,068	(36,867)
46 Total Dues & Fees	800	88,835	63,184	119	63,303	25,532	28.7%	63,303	25,532
47 GRAND TOTAL		77,438,090	69,901,095	7,286,806	77,187,901	250,189	0.3%	77,436,574	1,516

Groton Public Schools

Date prep:		FY22 Budget Summary Review							
6/22/22 4:17 PM									
Account	Object #s	FY22 Budget 2021-2022	Expenditures	Encumbered	FY22 Actual Total	Remaining Balance	%	FY22 Estimate 06/22/2022	Favorable/ (Unfavorable) to Budget
Salaries									
Administrators									
48 Administrators	105	1,143,399	1,224,351	0	1,224,351	(80,952)	(7.1%)	1,209,285	(65,886)
49 Principals	106	1,127,065	1,123,974	0	1,123,974	3,091	0.3%	1,123,974	3,091
50 Asst. Principals/Sp.Ed. Supv	107	2,196,406	2,231,103	0	2,231,103	(34,697)	(1.6%)	2,231,103	(34,697)
51 6-12 Curriculum Coordinators	108	171,203	171,203	0	171,203	(0)	(0.0%)	171,203	(0)
52 Athletic Director	109	128,217	138,243	0	138,243	(10,026)	(7.8%)	138,243	(10,026)
53		4,766,290	4,888,875	0	4,888,875	(122,585)	(2.6%)	4,873,809	(107,519)
Teachers									
54 Classroom Teachers	101 & 151	24,745,191	20,908,308	3,708,733	24,617,040	128,151	0.5%	24,632,106	113,085
55 Sp.Ed Certified	102	7,704,186	6,422,594	1,141,861	7,564,455	139,731	1.8%	7,564,455	139,731
56 Media Specialist	103	689,386	570,370	103,440	673,810	15,576	2.3%	673,810	15,576
57 Guidance	104	1,128,246	972,866	181,808	1,154,673	(26,427)	(2.3%)	1,154,673	(26,427)
58 Adult Ed	124	40,903	29,826	0	29,826	11,077	27.1%	29,826	11,077
59 Coach Stipends	126	347,709	312,535	0	312,535	35,174	10.1%	316,953	30,756
60 Other Student Activities	127	112,358	127,656	0	127,656	(15,298)	(13.6%)	99,656	12,702
61		34,767,979	29,344,154	5,135,841	34,479,995	287,984	0.8%	34,471,479	296,500
Non-Cert Aides/Tutors									
62 Reg.Ed Aides - Kindergarten	110 & 130	412,952	328,407	0	328,407	84,545	20.5%	328,407	84,545
63 Sp.Ed Aides - Para I & Para II	111 & 131	2,782,766	2,284,100	0	2,284,100	498,666	17.9%	2,284,100	498,666
64 Tutors	125 & 152	423,247	718,316	0	718,316	(295,069)	(69.7%)	718,316	(295,069)
65 School Bus Aides	136	410,004	410,166	0	410,166	(162)	(0.0%)	410,166	(162)
66 Other Non-Certified Personnel	139 & 119	12,320	30,353	0	30,353	(18,033)	(146.4%)	30,353	(18,033)
67		4,041,289	3,771,343	0	3,771,343	269,946	6.7%	3,771,343	269,946
Substitute									
68 Substitute Sp.Ed Certified	121	84,011	105	0	105	83,906	99.9%	105	83,906
69 Substitute Reg.Ed Certified	120	912,763	1,026,603	0	1,026,603	(113,840)	(12.5%)	1,026,603	(113,840)
70		996,774	1,026,708	0	1,026,708	(29,934)	(3.0%)	1,026,708	(29,934)
Clerical									
71 Clerical	112/113/114/132/133/134/143/144	1,893,198	2,059,900	0	2,059,900	(166,702)	(8.8%)	2,079,596	(186,398)
Custodial/Maintenance/Techs									
72 Custodial	117 & 137	1,887,198	1,659,343	0	1,659,343	227,855	12.1%	1,685,632	201,566
73 Maintenance	118 & 138	835,584	755,045	0	755,045	80,539	9.6%	768,750	66,834
74 Custodial/Maintenance Overtime	147 & 148	106,500	111,849	0	111,849	(5,349)	(5.0%)	111,849	(5,349)
75 Technicians	129 & 149	719,969	748,416	0	748,416	(28,447)	(4.0%)	760,887	(40,918)
76		3,549,251	3,274,654	0	3,274,654	274,597	7.7%	3,327,118	222,133
Security									
77 Security/Supervision	128	149,542	250,918	0	250,918	(101,376)	(67.8%)	250,918	(101,376)
78 Total Salaries		50,164,323	44,616,552	5,135,841	49,752,393	411,930	0.8%	49,800,972	363,351
Benefits									
Health Insurance									
79 Group Ins. Prof	201	5,649,546	6,009,293	52	6,009,345	(359,799)	(6.4%)	5,645,535	4,011
80 Group Ins. Other	202	1,409,691	1,050,067	0	1,050,067	359,624	25.5%	1,413,702	(4,011)
81		7,059,237	7,059,360	52	7,059,412	(175)	(0.0%)	7,059,237	0
Workers Comp & Town Pension									
82 Worker's Compensation	211	431,614	431,615	0	431,615	(1)	(0.0%)	431,615	(1)
83 Town Pension	213	520,500	520,500	0	520,500	0	0.0%	520,500	-
84		952,114	952,115	0	952,115	(1)	(0.0%)	952,115	(1)
Social Security & Medicare									
85 Social Security	212	727,779	742,527	0	742,527	(14,748)	(2.0%)	743,167	(15,388)
86 Medicare	214	728,450	714,062	0	714,062	14,388	2.0%	714,182	14,268
87		1,456,229	1,456,589	0	1,456,589	(360)	(0.0%)	1,457,349	(1,120)
Other Employee Benefits									
88 Retirement Awards	222	0	104,336	0	104,336	(104,336)		104,336	(104,336)
89 Unemployment	223	50,000	18,407	9,000	27,407	22,593	45.2%	27,407	22,593
90 Tuition Reimb Certified	224	101,000	187,816	0	187,816	(86,816)	(86.0%)	187,816	(86,816)
92 Mentor Stipend	227	1,500	0	0	0	1,500	100.0%	-	1,500
93		152,500	310,558	9,000	319,558	(167,058)	(109.5%)	319,558	(167,058)
94 Total Benefits		9,620,080	9,778,623	9,052	9,787,674	(167,594)	(1.7%)	9,788,259	(168,179)

Groton Public Schools

Date prep:		FY22 Budget Summary Review							
6/22/22 4:17 PM									
Account	Object #s	FY22 Budget 2021-2022	Expenditures	Encumbered	FY22 Actual Total	Remaining Balance	%	FY22 Estimate 06/22/2022	Favorable/ (Unfavorable) to Budget
Purchased Services									
Instructional Services									
95 Instructional Services	321 & 323	117,599	82,551	1,587	84,138	33,461	28.5%	85,012	32,587
96 Instruct Improvement Services	322 & 324	52,500	39,555	3,250	42,805	9,695	18.5%	41,800	10,700
97		170,099	122,106	4,837	126,943	43,156	25.4%	126,812	43,287
Professional Services									
98 Professional Services	331	254,739	437,290	16,719	454,009	(199,270)	(78.2%)	521,920	(267,181)
99 Other Professional Services	332	608,971	369,047	167,846	536,893	72,078	11.8%	582,043	26,928
100 OT & PT Services	333	671,345	190,192	555,362	745,554	(74,209)	(11.1%)	745,554	(74,209)
101 Legal Services	334	70,350	62,562	7,000	69,562	788	1.1%	69,562	788
102		1,605,405	1,059,092	746,927	1,806,019	(200,614)	(12.5%)	1,919,081	(313,676)
Athletic Officials & Other Athletic Services									
103 Athletic Officials	341	61,850	68,602	0	68,602	(6,752)	(10.9%)	68,602	(6,752)
104 Other Athletic Services	342	13,500	4,310	0	4,310	9,190	68.1%	4,310	9,190
105		75,350	72,912	0	72,912	2,438	3.2%	72,912	2,438
Computer Network Services									
106 Computer Network Services	343	148,773	277,739	0	277,739	(128,966)	(86.7%)	277,739	(128,966)
107 Total Purchased Services		1,999,627	1,531,848	751,764	2,283,612	(283,985)	(14.2%)	2,396,543	(396,916)
Property Services									
Water/Sewer									
108 Water	410	65,527	51,163	3,588	54,752	10,775	16.4%	54,752	10,775
109 Sewer	411	34,274	33,262	2,560	35,822	(1,548)	(4.5%)	35,822	(1,548)
110		99,801	84,425	6,148	90,573	9,228	9.2%	90,573	9,228
Trash & Snow Removal									
111 Trash Removal	421	86,600	105,568	15,110	120,678	(34,078)	(39.4%)	120,678	(34,078)
112 Snow Removal	422	50,000	24,992	0	24,992	25,008	50.0%	24,992	25,008
113		136,600	130,561	15,110	145,670	(9,070)	(6.6%)	145,670	(9,070)
Repair/Maintenance									
114 Equipment Repairs	430	116,791	110,071	11,600	121,671	(4,880)	(4.2%)	121,774	(4,983)
115 Grounds Repairs	431	184,989	171,666	1,289	172,955	12,034	6.5%	172,955	12,034
116 General Bldg Repairs	432	30,066	647	1,400	2,047	28,019	93.2%	2,047	28,019
117 Painting	433	5,045	9,515	0	9,515	(4,470)	(88.6%)	9,515	(4,470)
118 Heat & Plumbing	434	50,947	43,324	16,875	60,199	(9,252)	(18.2%)	60,199	(9,252)
119 Electrical	435	9,479	1,888	0	1,888	7,591	80.1%	1,888	7,591
120 Extermination Services	490	11,363	15,271	1,121	16,392	(5,029)	(44.3%)	16,392	(5,029)
121 Bldg Fire Protection	491	46,357	54,824	24,354	79,178	(32,821)	(70.6%)	79,178	(32,821)
123 Other Purch Services	499	24,146	52,593	4,635	57,228	(33,082)	(137.0%)	57,228	(33,082)
124		479,183	459,799	61,274	521,073	(41,890)	(8.7%)	521,176	(41,993)
Rental									
125 Rental	441	132,605	134,357	6,640	140,997	(8,392)	(6.3%)	140,997	(8,392)
126 Total Property Services		848,189	809,141	89,172	898,313	(50,124)	(5.9%)	898,416	(50,227)
Transportation, Insurance, Communications, Tuition									
Transportation: Schools									
127 Reg Ed Pupil Transportation	510 & 516	3,118,189	2,799,635	251,001	3,050,636	67,553	2.2%	3,050,636	67,553
128 Sp.Ed - Trans - STA	511	1,160,504	1,089,360	90,788	1,180,148	(19,644)	(1.7%)	1,180,148	(19,644)
129 Sp.Ed - Trans - Curtin	512	920,731	869,713	70,000	939,713	(18,982)	(2.1%)	939,713	(18,982)
130 Pupil Transp Reimbursement	513	12,250	0	0	0	12,250	100.0%	-	12,250
131		5,211,674	4,758,708	411,789	5,170,497	41,177	0.8%	5,170,497	41,177
Transportation: Other									
132 Transportation - Athletics	587	117,350	68,206	340	68,546	48,804	41.6%	68,546	48,804
133 Transportation - Field Trips	588	58,898	25,690	1,396	27,086	31,812	54.0%	27,086	31,812
134 Entry Fees - Athletics	591 & 592	12,100	10,965	0	10,965	1,135	9.4%	10,965	1,135
135 Admission Fees	595	6,070	1,901	0	1,901	4,169	68.7%	1,901	4,169
137		194,418	106,762	1,736	108,498	85,920	44.2%	108,498	85,920
Transportation: Staff									
138 Travel - Education	580 & 581	8,700	2,329	0	2,329	6,371	73.2%	4,281	4,419
139 Travel - Admin	582 & 583	29,100	22,904	0	22,904	6,196	21.3%	22,904	6,196
140 Travel - Conferences	584	79,120	17,904	0	17,904	61,216	77.4%	17,116	62,004
141		116,920	43,137	0	43,137	73,783	63.1%	44,301	72,619
Liability & Accident Insurance									
142 Liability Insurance	522	325,149	356,310	5,393	361,702	(36,553)	(11.2%)	361,702	(36,553)
143 Accident Insurance	525	15,172	14,410	0	14,410	762	5.0%	14,410	762
144		340,321	370,720	5,393	376,112	(35,791)	(10.5%)	376,112	(35,791)

Groton Public Schools

Date prep:		FY22 Budget Summary Review							
6/22/22 4:17 PM									
Account	Object #s	FY22 Budget 2021-2022	Expenditures	Encumbered	FY22 Actual Total	Remaining Balance	%	FY22 Estimate 06/22/2022	Favorable/ (Unfavorable) to Budget

Communications

145 Telephone, Telephone Repairs	530	67,925	175,565	5,275	180,840	(112,915)	(166.2%)	180,840	(112,915)
146 Postage	531	41,350	21,141	330	21,471	19,879	48.1%	21,471	19,879
147 Advertisement	540	5,000	9,301	265	9,566	(4,566)	(91.3%)	9,566	(4,566)
148 Minority Recruitment	541	5,000	0	0	0	5,000	100.0%	5,000	5,000
149 Printing Admin	550	11,542	7,747	0	7,747	3,795	32.9%	7,747	3,795
150 School Publications	551 & 552	3,500	3,596	0	3,596	(96)	(2.7%)	3,596	(96)
151		134,317	217,349	5,870	223,219	(88,902)	(66.2%)	223,219	(88,902)

Tuition: Special Education

152 Sp.Ed Vocational	561	461,250	372,262	74,200	446,462	14,788	3.2%	446,462	14,788
153 Sp.Ed BoE Placements	562	2,557,392	1,918,410	356,328	2,274,739	282,653	11.1%	2,274,739	282,653
154 Sp.Ed State Placements	563	600,000	418,196	28,774	446,970	153,030	25.5%	446,970	153,030
155 Sp.Ed Magnet Choice	568	862,648	706,904	17,099	724,003	138,645	16.1%	754,003	108,645
156		4,481,290	3,415,773	476,400	3,892,173	589,117	13.1%	3,922,173	559,117

Tuition: Other

157 Adult Ed	564	210,000	207,000	0	207,000	3,000	1.4%	207,000	3,000
158 Gen Ed Magnet Tuition	566	945,337	931,737	829	932,566	12,771	1.4%	932,566	12,771
159 Gen Ed Vo Ag Tuition	567	95,522	88,699	0	88,699	6,823	7.1%	88,699	6,823
160		1,250,859	1,227,436	829	1,228,265	22,594	1.8%	1,228,265	22,594
161 Total Transportation, Insurance, Communication, Tuition		11,729,799	10,139,884	902,016	11,041,901	687,898	5.9%	11,073,065	656,734

Supplies

Instructional Supplies

162 General Classroom	601	117,527	55,468	152,212	207,680	(90,153)	(76.7%)	210,476	(92,949)
163 Science	602	26,320	6,537	1,819	8,356	17,964	68.3%	8,356	17,964
164 Arts & Crafts	603	23,577	18,058	2,705	20,763	2,814	11.9%	20,763	2,814
165 Phys. Ed	604	13,540	6,073	7,225	13,298	242	1.8%	13,298	242
166 Music	605	22,700	12,780	3,075	15,855	6,845	30.2%	15,855	6,845
167 Kindergarten	606	5,600	2,332	0	2,332	3,268	58.4%	2,332	3,268
168 Pupil Tests	607	70,700	54,962	4,205	59,167	11,533	16.3%	62,817	7,883
169 Tech. Ed	609	7,500	0	0	0	7,500	100.0%	7,500	7,500
170 Home Ec Supplies	613	12,700	15,547	0	15,547	(2,847)	(22.4%)	15,547	(2,847)
171 Sp.Ed Supplies	615	56,000	44,367	6,519	50,907	5,093	9.1%	50,907	5,093
172 Athletic Supplies	616	52,554	42,425	2,601	45,026	7,528	14.3%	76,980	(24,426)
173 Math Supplies	617	11,082	3,028	715	3,743	7,339	66.2%	3,743	7,339
174 Health Supplies	618	2,400	0	0	0	2,400	100.0%	2,400	2,400
175 Other Supplies	619	3,000	588	0	588	2,412	80.4%	588	2,412
176 Health Serv Pathogen	622	6,500	508	2,897	3,404	3,096	47.6%	3,404	3,096
177 School Library Supplies	623	5,250	3,794	1,777	5,570	(320)	(6.1%)	5,570	(320)
178 Food, Drink, Snacks	628	23,000	16,701	30	16,731	6,269	27.3%	16,731	6,269
180		459,950	275,986	185,780	461,767	(1,817)	(0.4%)	507,366	(47,416)

Computer Supplies

181 Computer Supplies	610 & 611	92,700	37,602	1,836	39,438	53,262	57.5%	39,438	53,262
182 Software	612	195,406	136,874	1,945	138,819	56,587	29.0%	138,584	56,822
183		288,106	174,475	3,781	178,257	109,849	38.1%	178,022	110,084

Electricity & Heating

184 Electricity	631	972,729	1,064,407	93,465	1,157,872	(185,143)	(19.0%)	1,157,872	(185,143)
185 Propane/Natural Gas	632	294,355	316,717	20,323	337,040	(42,685)	(14.5%)	337,040	(42,685)
186 Heating Oil	633	193,986	218,861	25,000	243,861	(49,875)	(25.7%)	243,861	(49,875)
187		1,461,070	1,599,985	138,788	1,738,773	(277,703)	(19.0%)	1,738,773	(277,703)

Transportation Supplies

188 Diesel for School Buses	634	128,439	318,654	0	318,654	(190,215)	(148.1%)	318,654	(190,215)
189 Gas for Maintenance	656	41,996	23,503	5,000	28,503	13,493	32.1%	28,503	13,493
190		170,435	342,157	5,000	347,157	(176,722)	(103.7%)	347,157	(176,722)

Textbooks & Library Books

191 Textbooks	640	61,415	25,228	8,991	34,220	27,195	44.3%	34,134	27,281
192 Workbooks	641	19,410	5,780	223	6,003	13,407	69.1%	6,003	13,407
193 Textbook Rebind	642	950	0	0	0	950	100.0%	950	950
194 Library Books	645	21,700	9,727	8,514	18,242	3,458	15.9%	18,242	3,458
195 Periodicals	647	2,700	2,152	0	2,152	548	20.3%	2,152	548
196		106,175	42,888	17,728	60,616	45,559	42.9%	60,530	45,645

Groton Public Schools

Date prep:		FY22 Budget Summary Review							
6/22/22 4:17 PM									
Account	Object #s	FY22 Budget 2021-2022	Expenditures	Encumbered	FY22 Actual Total	Remaining Balance	%	FY22 Estimate 06/22/2022	Favorable/ (Unfavorable) to Budget
Facility/Maintenance Supplies									
197 Equipment Repair	650	28,503	39,407	80	39,487	(10,984)	(38.5%)	39,487	(10,984)
198 Grounds Supplies	651	18,862	12,388	0	12,388	6,474	34.3%	12,388	6,474
199 General Bldg Repair	652	65,101	62,731	772	63,503	1,598	2.5%	63,503	1,598
200 Painting	653	2,500	6,896	0	6,896	(4,396)	(175.8%)	6,896	(4,396)
201 Heat & Plumbing	654	34,057	49,719	3,373	53,093	(19,036)	(55.9%)	53,093	(19,036)
202 Electrical	655	30,250	31,139	914	32,054	(1,804)	(6.0%)	32,054	(1,804)
203 Safety Supplies	657 & 659	13,555	4,963	163	5,126	8,429	62.2%	5,126	8,429
204 Custodial Supplies	658	143,982	162,556	518	163,074	(19,092)	(13.3%)	163,074	(19,092)
205		336,810	369,800	5,821	375,620	(38,810)	(11.5%)	375,620	(38,810)
Other Supplies									
206 Sup Serv Guid Imp Ins	621	24,400	16,833	1,611	18,444	5,956	24.4%	19,304	5,096
207 Audio Visual	624 & 625	7,502	6,185	339	6,524	978	13.0%	6,524	978
208 General Admin Supplies	626	13,110	15,289	10	15,299	(2,189)	(16.7%)	15,299	(2,189)
209 School Admin Supplies	627	15,800	33,849	5,406	39,255	(23,455)	(148.5%)	39,255	(23,455)
210 Professional Materials	690	26,678	11,045	2,940	13,985	12,693	47.6%	13,985	12,693
212		87,490	83,312	10,306	93,618	(6,128)	(7.0%)	94,478	(6,988)
213 Total Supplies		2,910,036	2,888,603	367,204	3,255,807	(345,771)	(11.9%)	3,301,947	(391,911)
Equipment									
Instructional Equipment									
214 Replace Instr Equip	730	12,730	3,747	19,093	22,840	(10,110)	(79.4%)	22,840	(10,110)
215 Add Instr Equipment	735	54,471	19,850	10,350	30,200	24,271	44.6%	31,871	22,600
216		67,201	23,597	29,443	53,040	14,161	21.1%	54,711	12,490
Non-Instructional Equipment									
217 Replace Non-Instr Equipment	731	10,000	5,948	0	5,948	4,052	40.5%	13,448	(3,448)
218 Add Non-Instr Equipment	736	0	43,714	2,195	45,909	(45,909)		45,909	(45,909)
219		10,000	49,662	2,195	51,857	(41,857)	(418.6%)	59,357	(49,357)
220 Total Equipment		77,201	73,259	31,638	104,896	(27,695)	(35.9%)	114,068	(36,867)
Dues - Fees									
Dues/Fees									
221 Dues BoE	810	25,541	21,088	0	21,088	4,453	17.4%	21,088	4,453
222 General Admin Dues	811	15,650	16,330	119	16,449	(799)	(5.1%)	16,449	(799)
223 School Admin Dues	812	43,669	22,860	0	22,860	20,809	47.7%	22,860	20,809
224 Other Dues	819	3,975	2,906	0	2,906	1,069	26.9%	2,906	1,069
225 Total Dues/Fees		88,835	63,184	119	63,303	25,532	28.7%	63,303	25,532
226 Grand Total		77,438,090	69,901,095	7,286,806	77,187,901	250,189	0.3%	77,436,574	1,516

Groton Public Schools
FY22 Budget Summary Review
Summary at Program Level III

Function No.	Description	FY22			FY22			06/22/2022	Favorable/ (Unfavorable)
		Budget	Expended	Encumbered	Total	Remaining		FY22	
		2021-2022	2021-2022	2021-2022	2021-2022	Balance	%	Estimated 2021-2022	
Regular Instruction									
1101	FUNCTION-1101 ELEMENTARY	13,269,421	11,874,539	1,730,460	13,604,999	(335,578)	(2.5%)	13,646,427	(377,006)
1102	FUNCTION-1102 ART	670,468	578,712	89,268	667,980	2,488	0.4%	656,614	13,854
1103	FUNCTION-1103 COMPUTER EDUCATION	0	284	0	284	(284)	0.0%	-	-
1104	FUNCTION-1104 LANGUAGE ARTS	2,310,517	2,009,368	296,470	2,305,838	4,679	0.2%	2,309,796	721
1105	FUNCTION-1105 WORLD LANGUAGES	1,378,697	1,211,415	192,760	1,404,174	(25,477)	(1.8%)	1,418,523	(39,826)
1106	FUNCTION-1106 CONSUMER SCIENCE	149,479	130,310	17,416	147,726	1,753	1.2%	147,719	1,760
1107	FUNCTION-1107 TECHNOLOGY EDUCATION	636,478	537,744	92,172	629,916	6,562	1.0%	636,562	(84)
1108	FUNCTION-1108 MATHEMATICS	2,151,284	1,777,314	255,667	2,032,981	118,303	5.5%	2,031,019	120,265
1109	FUNCTION-1109 MUSIC	731,431	577,854	91,331	669,185	62,246	8.5%	675,371	56,060
1110	FUNCTION-1110 PHYSICAL EDUCATION	1,174,615	883,530	133,590	1,017,120	157,495	13.4%	1,147,952	26,663
1111	FUNCTION-1111 SCIENCE	2,249,495	1,867,904	272,589	2,140,493	109,002	4.8%	2,159,172	90,323
1112	FUNCTION-1112 SOCIAL STUDIES	1,821,305	1,495,794	204,664	1,700,458	120,847	6.6%	1,691,232	130,073
1113	FUNCTION-1113 MYP	23,350	41,102	43	41,146	(17,796)	(76.2%)	41,146	(17,796)
1114	FUNCTION-1114 HEALTH EDUCATION	220,609	287,365	50,782	338,147	(117,538)	(53.3%)	208,122	12,487
1117	FUNCTION-1117 INTERN. BACCALAUREATE	67,250	43,969	39	44,008	23,242	34.6%	44,008	23,242
1118	FUNCTION-1118 IB - CAREERS-RELATED PROGRAM	18,179	0	0	0	18,179	100.0%	-	18,179
1119	FUNCTION-1119 UNCLASSIFIED	1,371,266	1,452,040	54,086	1,506,125	(134,859)	(9.8%)	1,465,198	(93,932)
1121	FUNCTION-1121 BUSINESS EDUCATION	332,696	275,824	39,917	315,741	16,955	5.1%	311,624	21,072
1124	FUNCTION-1124 HEALTH OCCUPATIONS	71,898	3,058	0	3,058	68,840	95.7%	14,813	57,085
1260	FUNCTION-1260 ENRICHMENT	38,724	71,040	2,433	73,473	(34,749)	(89.7%)	43,473	(4,749)
1270	FUNCTION-1270 REMEDIAL INSTRUCTION	2,914,729	2,506,592	405,072	2,911,664	3,065	0.1%	2,883,605	31,124
2220	FUNCTION-2220 EDUCATIONAL MEDIA SERVICE	1,097,479	980,693	113,731	1,094,424	3,055	0.3%	1,104,090	(6,611)
Total Regular Instruction		32,699,370	28,606,452	4,042,490	32,648,942	50,428	0.2%	32,636,465	62,905
Special Instruction									
1205	FUNCTION-1205 PRESCHOOL 3-5	1,235,951	944,513	108,582	1,053,096	182,855	14.8%	1,082,867	153,084
1210	FUNCTION-1210 SPED Summer School	20,290	0	0	0	20,290	100.0%	-	20,290
1220	FUNCTION-1220 OTHER SPECIAL INSTRUCTION	792,073	954,813	21,648	976,462	(184,389)	(23.3%)	987,518	(195,445)
1230	FUNCTION-1230 SPECIAL EDUCATION	8,176,457	7,001,755	728,806	7,730,561	445,896	5.5%	7,813,882	362,575
1250	FUNCTION-1250 BLIND	26,599	936	0	936	25,663	96.5%	7,524	19,075
1280	FUNCTION-1280 HEARING IMPAIRED	107,224	105,892	15,075	120,967	(13,743)	(12.8%)	106,270	954
Total Special Instruction		10,358,594	9,007,910	874,112	9,882,022	476,572	4.6%	9,998,060	360,534
Continuing Education									
1310	FUNCTION-1310 HIGH SCHOOL COMPLETION	84,133	52,295	0	52,295	31,838	37.8%	52,439	31,694
1320	FUNCTION-1320 ADULT EDUCATION	210,000	207,000	0	207,000	3,000	1.4%	207,000	3,000
Total Continuing Education		294,133	259,295	0	259,295	34,838	11.8%	259,439	34,694
Other Instructional Programs									
15**	STUDENT ACTIVITIES 6-12	938,606	847,262	3,941	851,203	87,403	9.3%	874,192	64,414
TOTAL INSTRUCTION		44,290,703	38,720,919	4,920,543	43,641,462	649,241	1.5%	43,768,156	522,547
Support Services - Pupils									
2101	FUNCTION-2101 SUPPORT SERVICES - SPED CO	878,367	918,797	3,843	922,640	(44,273)	(5.0%)	910,548	(32,181)
2110	FUNCTION-2110 SOCIAL WORK SERVICES	355,751	312,678	29,900	342,578	13,173	3.7%	310,845	44,906
2120	FUNCTION-2120 GUIDANCE SERVICES	1,595,294	1,369,647	184,808	1,554,455	40,839	2.6%	1,566,735	28,559
2130	FUNCTION-2130 HEALTH SERVICES	1,237,137	551,938	726,105	1,278,043	(40,906)	(3.3%)	1,313,043	(75,906)
2140	FUNCTION-2140 PSYCHOLOGICAL SERVICES	1,241,410	1,011,297	160,522	1,171,819	69,591	5.6%	1,209,604	31,806
2150	FUNCTION-2150 SPEECH & HEARING SERVICES	1,162,998	1,037,869	164,070	1,201,939	(38,941)	(3.3%)	1,201,655	(38,657)
Total Support Services - Pupils		6,470,957	5,202,227	1,269,247	6,471,474	(517)	(0.0%)	6,512,430	(41,473)
Support Services - Staff									
2201	FUNCTION-2201 SUPPORTING SERVICES - T&L	369,442	458,111	0	458,111	(88,669)	(24.0%)	399,215	(29,773)
2202	FUNCTION-2202 SUPPORTING SERVICES - DEI	15,761	8,070	2,880	10,950	4,811	30.5%	10,950	4,811
2210	FUNCTION-2210 IMPROVEMENT OF INSTRUCTION	235,564	278,669	1,500	280,169	(44,605)	(18.9%)	281,476	(45,912)
Total Support Services - Staff		620,767	744,851	4,380	749,231	(128,464)	(20.7%)	691,641	(70,874)
General Support Services									
2311	FUNCTION-2311 BOARD OF EDUCATION SERVICE	30,241	24,166	0	24,166	6,075	20.1%	24,166	6,075
2312	FUNCTION-2312 SUPERINTENDENT OFFICE SER	1,565,287	1,607,842	7,579	1,615,421	(50,134)	(3.2%)	1,625,159	(59,872)
2313	FUNCTION-2313 BUSINESS OFFICE	976,596	987,154	0	987,154	(10,558)	(1.1%)	1,009,007	(32,411)
2410	FUNCTION-2410 SCHOOL ADMINISTRATION	4,150,463	4,311,930	5,994	4,317,924	(167,461)	(4.0%)	4,391,555	(241,092)
Total General Support Services		6,722,587	6,931,093	13,573	6,944,665	(222,078)	(3.3%)	7,049,888	(327,301)
Operational Services									
2510	FUNCTION-2510 OPERATIONS AND MAINTENANCE	6,830,961	6,604,719	242,383	6,847,101	(16,140)	(0.2%)	7,020,017	(189,056)
2520	FUNCTION-2520 PUPIL TRANSPORTATION	5,837,953	5,693,605	411,789	6,105,394	(267,441)	(4.6%)	6,018,653	(180,700)
2540	FUNCTION-2540 COMPUTER SUPPORT SERVICES	1,504,213	1,706,045	21,862	1,727,907	(223,694)	(14.9%)	1,782,010	(277,797)
2560	FUNCTION-2560 HEALTH SERVICES STAFF	2,500	253	0	253	2,247	89.9%	253	2,247
9999	FUNCTION-9999 EXPENDITURE TRANSFER ACCT	0	233,437	0	233,437	(233,437)	0.0%	-	-
Total Operational Services		14,175,627	14,238,059	676,034	14,914,093	(738,466)	(5.2%)	14,820,933	(645,306)
TOTAL SUPPORT SERVICES		27,989,938	27,116,229	1,963,234	29,079,463	(1,089,525)	(3.9%)	29,074,892	(1,084,954)
Community Services									
3710	FUNCTION 3710-NONPUBLIC SCHOOL	96,550	0	0	0	96,550	100.0%	96,550	0
Non-Programmed Charges									
4100	TUITION PAYMENTS	5,060,899	4,063,947	403,030	4,466,976	593,923	11.7%	4,496,976	563,923
GRAND TOTAL		77,438,090	69,901,095	7,286,806	77,187,901	250,189	0.3%	77,436,574	1,516
									0.00%

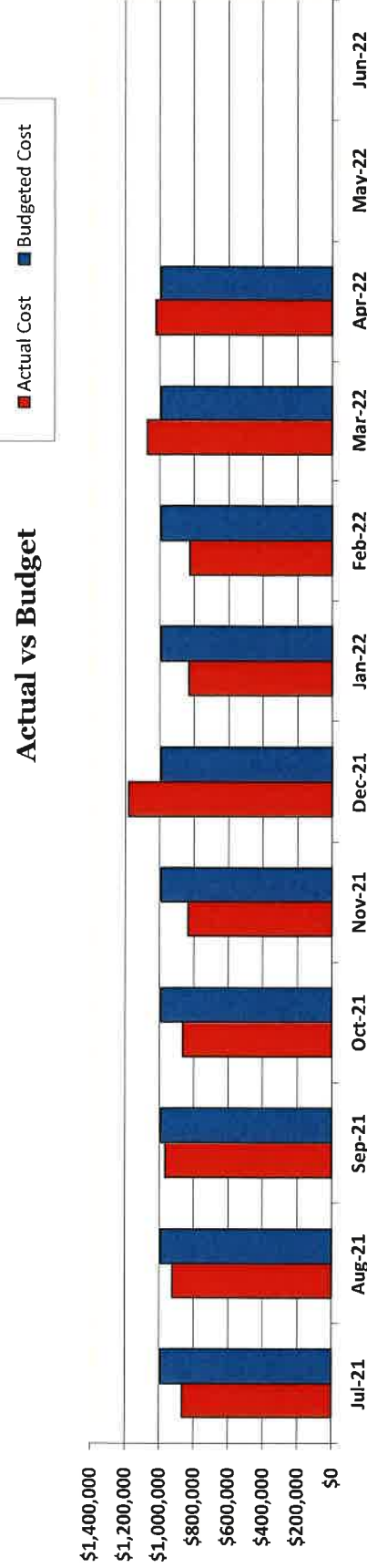
Cost vs Budget Dashboard - data through April 2022

BOE Groups Active & Retired

Self Insured - All Coverages All Enrollees											
Claim/Admin. Cost											
Date	Lives	Net Medical Paid Claims	Rx Paid Claims	Dental Paid Claims	Total Net Paid Claims	Total Fixed Costs	Total Cost	Anthem Renewal Monthly	Variance - Total Cost vs BOE Anthem Renewal	Actual/Estimated BOE Anthem Renewal	
Jul-21	570	\$658,635	\$96,759	\$22,999	\$778,393	\$87,755	\$866,148	\$990,851	(\$124,703)	87.4%	
Aug-21	569	\$608,837	\$193,338	\$33,942	\$836,117	\$87,629	\$923,746	\$990,851	(\$67,105)	93.2%	
Sep-21	568	\$720,316	\$138,730	\$19,805	\$878,850	\$87,503	\$966,353	\$990,851	(\$24,498)	97.5%	
Oct-21	575	\$508,503	\$242,986	\$24,808	\$776,297	\$88,386	\$864,683	\$990,851	(\$126,169)	87.3%	
Nov-21	573	\$502,303	\$211,751	\$31,437	\$745,491	\$88,134	\$833,625	\$990,851	(\$157,226)	84.1%	
Dec-21	574	\$860,615	\$208,410	\$24,099	\$1,093,124	\$88,260	\$1,181,384	\$990,851	\$190,533	119.2%	
Jan-22	522	\$504,924	\$217,957	\$27,114	\$749,995	\$81,702	\$831,696	\$990,851	(\$159,155)	83.9%	
Feb-22	520	\$521,027	\$184,782	\$37,896	\$743,705	\$81,449	\$825,154	\$990,851	(\$165,697)	83.3%	
Mar-22	523	\$661,927	\$300,735	\$27,822	\$990,484	\$81,828	\$1,072,311	\$990,851	\$81,460	108.2%	
Apr-22	525	\$694,777	\$218,301	\$25,138	\$938,215	\$82,080	\$1,020,295	\$990,851	\$29,444	103.0%	
May-22											
Jun-22											
YTD	5519	\$6,241,863	\$2,013,748	\$275,059	\$8,530,671	\$854,726	\$9,385,397	\$9,908,512	(\$523,115)	94.7%	

Budget vs. Actual Cost

Actual vs Budget



Total fixed costs is taken from segmented Anthem Report 4 dated 3/9/21 plus Network Access Fees of \$190,427
 *BOE monthly budget based on non-weighted Anthem proposal dated 3/9/21

**GROTON BOARD OF EDUCATION
REGULAR MEETING MINUTES
MAY 23, 2022 @ 6:00 P.M.
REMOTE MEETING**

MEMBERS PRESENT: Chairperson Kim Shepardson Watson (left at 6:14 p.m.), Andrea Ackerman Dean Antipas, Elizabeth Porter, Rita Volkmann, Matthew Shulman, Beverly Washington, Jay Weitlauf

ALSO PRESENT: Susan Austin, Philip Piazza, Sam Kilpatrick, Denise Doolittle, Laurie LePine

- I. CALL TO ORDER – Unofficially, Dr. Andrea Ackerman called the meeting to order at 6:01 p.m. Officially, Dr. Ackerman called the meeting to order at 6:10 p.m.

A. Pledge of Allegiance

The first order of business was the Pledge of Allegiance to the flag led by Seth Danner.

II. RECOGNITION AND PARTICIPATION OF VISITORS AND DELEGATIONS

- Poet Laureate Recognition – Mr. Ted Keleher introduced the Poet Laureate winner Mariah Wright who read a poem, “*I am the Artist.*”
- CABA Student Leadership Awards – Mr. Peter Bass shared the attributes of the middle school level winners – Illiam St. Louis and Madeline Southers. Mr. Ted Keleher shared the attributes of the high school level winners – Tate Scherer and Braelynn Duran.
- Friends of Education and Support Personnel Recognition and Teacher of the Year and Outstanding Educators Recognition (**ATTACHMENT #1**) - The Principal of each school presented the award winners of their school:

▪ Maintenance	Scott Reed	Support Personnel
▪ CB	Julie Worden	Friends of Education
	Heather Pearson	Support Personnel
	Laurie Atkins	Teacher of the Year
▪ CK	Betsy Gafney	Friends of Education
	Sujeen Vansant	Support Personnel
	Shannon Foley	Teacher of the Year
▪ FHS	Danny Lee	Friends of Education
	Melissa Watson	Support Personnel
	Daniel Giovinazzo	Teacher of the Year
▪ GMS	Erin Casey	Friends of Education
	Julianne Halliwell	Support Personnel
	Anna Salvatore	Teacher of the Year
▪ NEA	Lauren Post	Friends of Education
	Traci Bowen	Support Personnel
	Erin Dozier	Teacher of the Year
▪ TR	Kate Chanin	Friends of Education
	Tom Bingham	Support Personnel
	Corey Mott	Teacher of the Year
▪ MR	Allison Zyrilis	Friends of Education
	Paulette Gilman	Support Personnel
	Hilary Baude	Teacher of the Year and 2023 Outstanding Educator

III. COMMENTS FROM CITIZENS

1. Mr. Mike Whitney, 112 Deerfield Drive, shared his congratulations to all awards winners. Mr. Whitney noted that he had forwarded today a list of concerns (**ATTACHMENT #2**) regarding the COVID levels and asked that the Superintendent share them with the community. He also noted his concerns with the Gifted and talented policy that is on the agenda and the restoration of Honors Orchestra as an enrollment option in Power School.

IV. RESPONSE TO COMMENTS FROM CITIZENS

- Mrs. Volkmann asked Ms. Austin to respond to the issue regarding the Band. Ms. Austin stated that she would follow up on that as well as responding to the wearing of masks.

V. STUDENT REPRESENTATIVE REPORT

NONE

VI. SUPERINTENDENT AND ADMINISTRATION REPORTS

A. Superintendent Report (**ATTACHMENT #3**)

- Graduation – June 17 – Ms. Austin noted that high school graduation would be June 17 and middle school graduation would be June 14.
- End-of-Year Events – Ms. Austin reviewed the list of end-of-year events

B. Assistant Superintendent Report (**ATTACHMENTS 4, 5**)

- Summer Opportunities for Students – Dr. Piazza gave an overview of the summer opportunities for students including the Blues and Beyond Program

C. Business Manager Report

- Object Code Summary FY 22 (**ATTACHMENT #6**) – Ms. Austin gave an overview of the Object Code Summary dated May 18, 2022 that shows an unexpended balance of \$141,262.
- Health Insurance Report (**ATTACHMENT #7**) – Ms. Austin gave an overview of the Health Insurance Report for the month of March.
- OPEB Report (**ATTACHMENT #8**) – Mrs. LePine gave an overview of the OPEB report.

D. Director of Buildings and Grounds

- Update re: School Facilities – Mr. Kilpatrick noted:
 - a. MR and TR – They are presently working on wrapping up the punch list.
 - b. MM – They are waiting for comment for the moving of Robotics and ECAT.
 - c. FHS – Last week they had the crane to install the HVAC system in the Business Wing; the second HVAC system is in transit.
- Update re: Summer Building Use - Kilpatrick noted lots of activities in the buildings during the summer, staff keeping the building clean and finishing projects, and getting ready for next year.

VII. COMMITTEE REPORTS

- A. Policy – Dr. Ackerman noted that the Policy Committee is planning for the June meeting
- B. Curriculum – Mrs. Porter noted that the Curriculum Committee met on May 16, 2022. The Curriculum Committee reviewed the Program of Studies booklet and the list of questions that have been raised, and that they will do an audit of the Program of Studies booklet. Mrs. Porter also noted that they developed a list of future topics – graduation requirements, review of curricula that have been written thus far. The next meeting of the Curriculum Committee is June 13, 2022.
- C. Finance/Facilities – Mr. Weitlauf noted that the Finance/Facilities Committee met on May 3, 2022 and discussed out of district tuition, unexpended funds, health insurance, and Solar panels.
- D. Communications – Mrs. Porter noted that the Communications Committee met today. Mrs. Porter noted that a survey will be sent out and that Clint Kennedy noted that by the end of the school year teachers will receive new laptops. The old laptops will be refurbished for use by students.
- E. Negotiations – Mrs. Volkmann noted that the Negotiations Committee will be meeting on Wednesday to finalize Schedule C.
- F. LEARN – Mrs. Volkmann noted that LEARN met last week and that the State did not increase funding and the bilingual; the Magnet School tuitions will be paid for by the State; they will be adding onto the Ocean Avenue Learning Center; evaluation of the Director; and the Summer School.
- G. TCC/RTM/BoE Liaison – There was no report.
- H. AGSA/GEA/BoE Liaison – Mrs. Volkmann noted that the AGSA/GEA/BOE Liaison Committee will be meeting on Wednesday.
- I. Groton Scholarship – Mrs. Porter noted that there was \$43,000 in scholarships and everyone who applied will receive a scholarship
- J. Athletic Fields – There was no report.
- K. State Council on Education Opportunities for Military Children – There was no report.

VII. ACTION ITEMS

A. Consent Agenda

MOTION: Antipas, Weitlauf:

To approve the Consent Agenda.
PASSED - UNANIMOUSLY

B. Old Business

NONE

C. New Business

- 1. Discussion and possible action regarding a field trip request to Montreal and Quebec City scheduled for May 26, 2023 through May 30, 2023

MOTION: Porter, Antipas:

To approve the field trip request to Montreal and Quebec City scheduled for May 26, 2023 through May 30, 2023.
PASSED – UNANIMOUSLY

VIII. ACTION ITEMS (cont'd)

C. New Business – cont.

2. Discussion and possible action regarding a first reading of policy P6172.1 Gifted and/or Talented Students Program (**ATTACHMENT #9**)

MOTION: Volkmann, Porter: To approve policy P6172.1 Gifted and/or Talented Students Program as a first reading.
YES – Ackerman, Porter, Shulman
NO – Weitlauf, Volkmann, Washington
ABSTAINED – Antipas
DEFEATED

3. Discussion and possible action regarding a first reading of policy P1112.3 Access to Information (**ATTACHMENT #10**)

MOTION: Volkmann, Porter: To approve policy P1112.3 Access to Information as a first reading.
YES – Ackerman, Porter, Shulman, Volkmann, Washington, Weitlauf
ABSTAINED – Antipas
PASSED

IX. INFORMATION AND PROPOSALS

Letters, communications, and comments by Board members on meeting items and any other items in their jurisdiction.

- Mr. Antipas noted that his graduated from college.
- Mrs. Volkmann noted:
 - That she went on a walk-through of NEA and ME with Ms. Austin and Dr. Piazza.
 - That she saw a Tennis match.
 - That she received a comment regarding the Fitch Hall of Fame requesting that students who have done well after leaving high school should be included.
- Mrs. Washington noted:
 - That she received an email from a parent of TR.
 - That she received a question regarding the celebration of Paraprofessional Week, e.g., food provided for teachers but none being provided for paraprofessionals. Ms. Austin responded that Teacher Appreciation Week is celebrated with all staff.
- Mrs. Porter noted:
 - She gave an update on the History Day competition for middle school students noting that unfortunately Groton did not place.
 - That she went on a walk-through of FHS with Ms. Austin, Dr. Piazza, and Mr. Shulman.
- Mr. Weitlauf noted:
 - That he went on a tour of CB and thanked Mrs. Post and Mr. Danner.
 - That he went on a walk-through of MR and NEA.

IX. INFORMATION AND PROPOSALS – cont.

- Mr. Shulman noted:
 - That he went on a tour of CB.
 - That he had ideas for improvement regarding the Gifted and Talented policy.
 - That he found the awards presented tonight phenomenal.

X. ADVANCE PLANNING

A. Future Meeting Dates and Calendar Items for Board Attention

As noted in the agenda.

B. Suggested Agenda Items

Dr. Ackerman and Mr. Shulman suggested that the presentations of awards be held at a COW meeting.

Mr. Shulman requested the addition of the Trails Committee and the Library Committee be added to the list of Committee Reports on the agenda.

XI. ADJOURNMENT

MOTION: Volkmann, Porter:

To adjourn at 9:30 p.m.

PASSED UNANIMOUSLY

CONGRATULATIONS AWARD RECIPIENTS!



Mariah Wright



*“Mariah Wright’s poetry is a
positive affirmation of life.”*



Robert E. Fitch High School, Poet Laureate

Braelynn Duran



“Braelynn is a phenomenal student
and a wonderful person.”



Groton Middle School, CAFE Student Leader Award

Eliana St. Louis



“Eliana is kind and welcoming to all students, and she shows a genuine enthusiasm and love of learning.”



Groton Middle School, CAFE Student Leader Award

Madeline Southers



“Madeline Southers is an outstanding senior and a four year, varsity sport, athlete for soccer and softball at Fitch.”



Robert E. Fitch High School, CABA Student Leader Award

Tate Scherer



*“Tate Scherer is a top student
in his graduating class and
a member of the football,
hockey, and baseball teams.”*



Robert E. Fitch High School, CAFE Student Leader Award

cott Reed



*“Scott provides consistent,
high quality results for GPS
students and staff.”*



Groton Public Schools, Support Personnel Award

Betsy Gaffney



*“Betsy treats all of our students
with kindness, compassion, and
a reasonable dose of tough love.”*



Catherine Kolnaski Magnet School, Friend of Education Award

Sujeen Vansant



*“Sujeen is a super woman
in every aspect of her life and
does everything with a smile.”*



Catherine Kolnaski Magnet School, Support Personnel Award

hannon Foley



“Shannon develops warm relationships with her students, holds them to high standards, and helps all of them reach their individual potential. Her love for her students each and every year remains her best attribute.”



Catherine Kolnaski Magnet School, Outstanding Groton Educator Award

Julie Worden



“Julie takes on the enormous task of putting all students and staff at the forefront of everything she does at CB.”



Charles Barnum Magnet School, Friend of Education Award

Heather Pearson



“Heather has the natural ability to connect with students and that comes in handy during any of the challenging Kindergarten moments.”



Charles Barnum Magnet School, Support Personnel Award

Laurie Atkins



“Laurie never loses sight of the academic and social needs of young children, and believes in her heart that they must have a joyful and fun filled environment to learn and thrive!”



Charles Barnum Magnet School, Outstanding Groton Educator Award

Danny Lee



*“Danny is a real asset to the
Fitch High School Athletic Department
by always putting the Fitch
athletes and school first.”*



Robert E. Fitch High School, Friend of Education Award

Melissa Watson



*“Thank you Melissa for everything
you have done for every student
who has walked through
the doors of School Counseling.”*



Robert E. Fitch High School, Support Personnel Award

Daniel Giovino



*“Dan is kind, energetic,
hilarious, and dedicated.”*



Robert E. Fitch High School, Outstanding Groton Educator Award

Erin Casey



*“Our play could not have possibly
been the success it was without
Ms. Casey’s monumental efforts.”*



Groton Middle School, Friend of Education Award

Juliane Halliwell



*“Juliane’s demeanor, professionalism
and expertise are second to none.
She cares about our students, faculty,
and community members and it shows!”*



Groton Middle School, Support Personnel

Anna Salvatore



*“Anna is an incredibly dedicated teacher.
Her passion for reaching the varied
needs of her students is truly
outstanding.”*



Groton Middle School, Outstanding Groton Educator Award

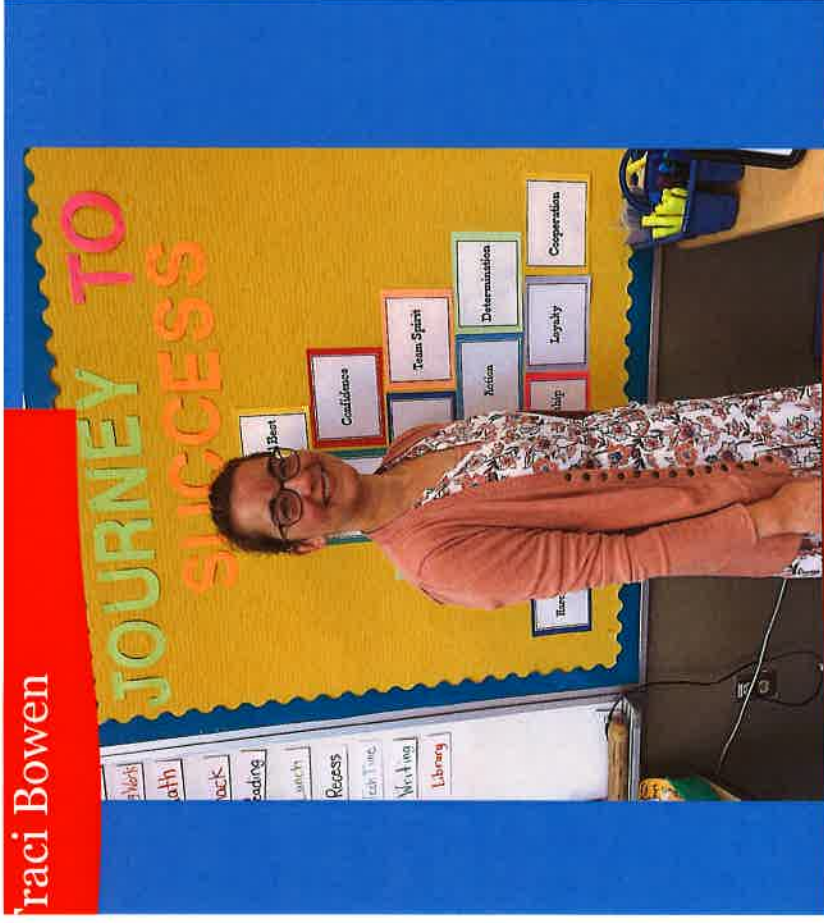


“For a number of years, Lauren has been involved in so much at NEA. From Girl Scouts to the yearbook and other clubs, her presence adds to the NEA community immensely.”



Northeast Academy Magnet School, Friend of Education Award

Traci Bowen



*“Traci is the ultimate team player.
She puts student and building needs first,
always rising to the challenge
with determination and strength.”*



Northeast Academy Magnet School, Support Personnel Award

Erin Dozier



“Erin’s perseverance and resilience in the face of such difficult times is admirable. She’s worked tirelessly to meet the needs of her students both academically and emotionally.”



Northeast Academy Magnet School, Outstanding Groton Educator Award

Cathryn Chanin



*“Thank you Kate for your dedication,
hard work, and support in helping
to contribute to making Thames River
Magnet School’s first year
a great place to be!”*



Thames River Magnet School, Friend of Education Award

Thomas Bingham



*“Tom just rolls with whatever
comes his way, getting the job done
thoroughly and professionally!”*



Thames River Magnet School, Support Personnel Award

Corey Mott



*“Corey is tirelessly dedicated to
advocating for each of his students
and their families, ensuring all
of their needs are met.”*



Thames River Magnet School, Outstanding Groton Educator Award

Alison Zyrlis



“Alison’s commitment and dedication to our school has been paramount as we have navigated the covid-19 protocols, and opened a new school.”



Mystic River Magnet School, Friend of Education Award

Paulette Gilman



“Paulette spends time getting to know her student, what their strengths are, areas that they struggle, and what really interests them as a learner.”



Mystic River Magnet School, Support Personnel Award

Hilary Baude



“Hilary’s passion for children and teaching is evident in everything she does. She is a true hands-on practitioner.”



Mystic River Magnet School, Outstanding Groton Educator Award
Groton Teacher of the Year Award

CONGRATULATIONS AWARD RECIPIENTS!



May 23, 2022

Board of Education Members and Superintendent Austin,

Please consider my citizen comments for tonight's Board of Education meeting. I don't know if I will be able to attend online to read these comments and listen to your responses, but I will make every effort to do so. My comments span a variety of topics and I'll start with the most urgent:

- 1) Please discuss at this meeting how to better deal with the surging COVID-19 levels in the schools and the community. The Groton Public Schools COVID Dashboard shows 74 documented cases in schools during last week alone (<https://www.grotonschools.org/covid-19-health-updates/21-22-school-year-covid-dashb>
[oard](https://www.grotonschools.org/covid-19-health-updates/21-22-school-year-covid-dashb)). Groton had a rate of 40.7 cases per 100,000 people for 5/1/22-5/14/22 according to the State of Connecticut COVID-19 Data Portal (<https://portal.ct.gov/coronavirus/covid-19-data-tracker>). The Connecticut Department of Public Health Town-Level Response Framework states that "everyone should wear a mask in public indoor settings at this level of community transmission" at rates of 15 cases per 100,000 people or above (https://portal.ct.gov/-/media/Coronavirus/Community-Risk-Level-Mitigation-Strategies_10182021_final.pdf). The Centers for Disease Control show New London County in the High category with a current rate of 314 cases per 100,000 people for 5/12/22-5/18/22 (<https://www.cdc.gov/coronavirus/2019-ncov/your-health/covid-by-county.html>). The Ledge Light Health District issued the **"5/20/22 Public Health Alert – Masks Indoors in Public Strongly Recommended"** because of these high levels (<https://llhd.org/>). As of 5/18/22 in Groton, vaccination rates for children 5-11 years old remains low at 35% (<https://data.ct.gov/Health-and-Human-Services/COVID-19-Vaccinations-by-Town-and-Age-Group/gngw-ukpw>). On May 17th Superintendent Austin sent out an email noting increased cases and mentioning masking as an option. There was no accompanying automated phone call to the school community. Please send a new email and also an automated phone call communicating the Ledge Light Health District Health Alert saying masking indoors is strongly recommended. Increased awareness will help. Superintendent Austin has stated that the school system has a large supply of N95 masks. Please communicate to the students and staff how they may get access to them. Masking quality matters. These are straightforward measures to take that are urgently needed. Of course, the Board of Education still has the authority to require masks in schools. The surging rates would support this step and such a mandate would reduce further spread. Perhaps it's asking too much to have our public health policy align with the dire public health situation. Please discuss the current COVID situation at this meeting and pursue the best efforts to help.
- 2) I see in tonight's agenda that you will be considering a policy on "Gifted and/or Talented Student's Program." The policy version states that "the District shall provide educational opportunities for the gifted and talented that include a broad spectrum of learning experiences." Please discuss exactly which such opportunities are currently in place

and new opportunities in the future, particularly at the elementary school level. Currently, students identified in elementary school are given information from the Connecticut Association for the Gifted website but are told Groton Public Schools provides no special programs for the gifted and talented. This falls short of supporting these students and is far behind the situation from generations ago. It would be very helpful to at least have a companion page on the Groton Public Schools website that shows the specific educational opportunities that the schools provide for gifted and talented students at all grade levels. Such a page would help identify areas where needs are met and where new efforts are needed.

- 3) At a previous Board of Education meeting, I raised the issue of no Honors Orchestra at Fitch for next school year. Superintendent Austin responded that this situation would be fixed. There is progress since it now appears in the 2022-2023 Program of Studies (<https://www.grotonschools.org/fitch/school-counseling>). Honors Orchestra, however, has not yet been restored as an enrollment option in the PowerSchool system. When will it be? Also, it is unclear what the metrics are for eligibility in Honors Orchestra. The process involves the recommendation of the orchestra teacher, but I have not been able to find out any specifics beyond that. Clear and public guidelines for student placement decisions are key for students, parents, teachers, and all involved.

Sincerely,

Mike Whitney
112 Deerfield Ridge Dr.
Mystic, CT 06355

END-OF-YEAR ACTIVITIES

DATE	TIME	ACTIVITY	VENUE
May 18	7:00 p.m.	NEA 4 th /5 th Grade Chorus Concert	Fitch High School
May 24	7:00 p.m.	GMS Orchestra and Chorus Concert	FHS Auditorium
May 25	7:00 p.m.	GMS Band Concert	FHS Auditorium
May 31	6:00 p.m.	National Honor Society Induction Ceremony	FHS Auditorium
June 2	6:00 p.m.	District-wide Retirement Reception	GMS Black Box Theater
June 2	6:00 p.m.	NEA 2 nd Grade Chorus Concert	NEA Cafetorium
June 2	7:30 p.m.	NEA 3 rd Grade Chorus Concert	NEA Cafetorium
June 7	6:00 p.m.	NEA 5 th Grade Band Concert	NEA Cafetorium
June 7	7:00 p.m.	NEA 4 th /5 th Grade Orchestra Concert	NEA Cafetorium
June 8	6:00 p.m.	NEA 4 th Grade Band Concert	NEA Cafetorium
June 8	7:00 p.m.	NEA 3 rd Grade Orchestra Concert	NEA Cafetorium
June 9	6:00 p.m.	8 th Grade Award Ceremony	FHS Auditorium
June 9	6:30 p.m.	CK Spring Band & Orchestra Concert	CK
June 14	6:00 p.m.	8 th Grade Promotion	GMS Turf Field
June 15	6:00 p.m.	8 th Grade Promotion Rain Date	GMS Turf Field
June 16	6:30 p.m.	CK Spring Chorus Concert	CK
June 17	6:00 p.m.	Graduation (No rain date)	Dorr Field

GROTON PUBLIC SCHOOLS
2022 SUMMER SCHOOL/CAMPS

- **Special Education Extended School Year Summer School**
Location: Mystic River Magnet School

Standard Session: July 5 – July 28
ABA Program: July 5 – August 11

Student Hours: 8:30 AM – 11:30 AM
Food Services will provide breakfast every day.

- **Elementary STEM Summer Camp (K-5)**
Location: Charles Barnum Elementary School

Session 1: June 27 – June 30
Session 2: July 5 – July 8

Student Hours: 9:00 AM – 12:00 PM

Food Services will provide light snacks every day.

- **Groton Middle School Student STEAM Summer Camp**
Location: Groton Middle School

Session 1: July 5 – July 14
Session 2: July 18 – July 28

Student Hours: 9:00 AM – 12:00 PM

Food Services will provide breakfast every day.

- **Fitch High Regular Education Summer School**

Session: July 6 – August 5
Student Hours: 9:00 AM – 12:00 PM

- **Aluminum Falcon Robotics Summer Camp - Beginner**
Location: Thames River Magnet School

Session: July 18 – July 22
Student Hours: 9:00 AM – 12:00 PM

- **Aluminum Falcon Robotics Summer Camp – Intermediate**
Location: Thames River Magnet School

Session: July 25 – July 29
Student Hours: 9:00 AM – 12:00 PM

- **Aluminum Falcon Robotics Summer Camp – Advanced**
Location: Thames River Magnet School

Session: July 25 – July 29
Student Hours: 12:30 PM – 3:30 PM

Note: 2022 Food Services Summer Meal Program

There will be 12 sites available to students 18 and under with breakfast and lunch provided free of charge. A schedule will be forthcoming with locations and times. It will be congregate feeding on site this year – not a drive through pickup as in the past.

Summer Stars

STEM Camp

At Charles Barnum

Camp is open to all GPS students
currently in grades K-5

Week 1 - June 27-30
Week 2 - July 5-8

SCHEDULE

9:00-9:15 - Welcome and check in
9:15 -10:15 - STEM Block 1
10:15 - 10:45 - Snack and Team Building
10:45 - 11:45 - STEM Block 2
11:45 12:00 -Wrap-Up and Prepare for dismissal

WE PROVIDE

- Bus transportation from home-school lot
- Mid-camp snack
- Certified Teachers
- FUN!

REGISTER TODAY

DEADLINE FRIDAY, MAY 20TH

<https://forms.gle/VAEjVRxGBt79eS7aA>

QUESTIONS?

Christy Post cpost@groton.k12.ct.us
Ben Moon bmoon@groton.k12.ct.us



Groton Public Schools

Date prep:		FY22 Budget Summary Review							
6/18/22 8:53 AM									
Account	Object #s	FY22 Budget 2021-2022	Expenditures	Encumbered	FY22 Actual Total	Remaining Balance	%	FY22 Estimate 05/18/2022	Favorable/ (Unfavorable) to Budget
Salaries									
1 Administrators	105-109	4,776,668	4,309,267	588,068	4,897,335	(120,667)	(2.5%)	4,803,441	(26,773)
2 Teachers	101-104,123-127,151-152	34,767,979	25,271,194	9,037,068	34,308,262	459,717	1.3%	34,589,941	178,038
3 Non-Cert Aides	110-111,130-131,136,139	4,041,289	2,999,600	31,385	3,030,984	1,010,305	25.0%	4,061,169	(19,880)
4 Substitute - Cert & Non-Cert	120-121	996,774	882,503	0	882,503	114,271	11.5%	919,885	76,889
5 Clerical	112-114,132-134,144	1,893,198	1,801,995	0	1,801,995	91,203	4.8%	2,013,347	(120,149)
6 Custodial/Maintenance/Techs	117-118,129,137-138,147-148	3,549,251	2,848,634	61,089	2,909,724	639,527	18.0%	3,458,731	90,520
7 Campus Security/Supervision	128	149,542	381,416	0	381,416	(231,874)	(155.1%)	149,542	0
8 Total Salaries	100	50,174,701	38,494,609	9,717,610	48,212,219	1,962,482	3.9%	49,996,055	178,646
Benefits									
9 Health Insurance	201-202	7,059,237	6,546,789	0	6,546,789	512,448	7.3%	7,059,237	0
10 Workers Comp & Town Pension	211,213	952,114	952,115	0	952,115	(1)	(0.0%)	952,115	(1)
11 Social Security & Medicare	212,214	1,456,229	1,266,030	0	1,266,030	190,199	13.1%	1,456,698	(469)
12 Other Benefits	222-227	152,500	267,613	0	267,613	(115,113)	(75.5%)	279,074	(126,574)
13 Total Benefits	200	9,620,080	9,032,647	0	9,032,647	587,533	6.1%	9,747,124	(127,044)
Purchased Services									
14 Instructional Services	321-324	162,099	112,405	850	113,255	48,844	30.1%	186,855	(24,756)
15 Professional Services	331	254,739	393,665	47,127	440,791	(186,052)	(73.0%)	446,837	(192,098)
16 Other Prof Services	332	608,971	285,401	163,972	449,373	159,598	26.2%	523,797	85,174
17 OT & PT Services	333	671,345	146,556	598,999	745,554	(74,209)	(11.1%)	745,554	(74,209)
18 Legal	334	70,350	52,851	0	52,851	17,499	24.9%	62,819	7,531
19 Athletic Officials & Other Athletic Serv	341-342	75,350	72,912	0	72,912	2,438	3.2%	75,012	338
20 Computer Network Services	343	148,773	250,144	0	250,144	(101,371)	(68.1%)	250,144	(101,371)
21 Total Purchased Services	300	1,991,627	1,313,933	810,947	2,124,881	(133,254)	(6.7%)	2,291,018	(299,391)
Property Services									
22 Water & Sewer	410-411	99,801	71,828	0	71,828	27,973	28.0%	99,801	0
23 Trash & Snow Removal	421-422	136,600	121,431	21,917	143,348	(6,748)	(4.9%)	143,348	(6,748)
24 Repair/Maintenance	430-435,490-491,499	479,183	411,481	75,532	487,013	(7,830)	(1.6%)	558,467	(79,284)
25 Rental	441	132,605	113,231	32,598	145,828	(13,223)	(10.0%)	145,828	(13,223)
26 Total Property Services	400	848,189	717,970	130,047	848,017	172	0.0%	947,445	(99,266)
Transportation, Insurance, Communications, Tuition									
27 Transportation: Schools	510-513	5,211,674	4,188,060	7,889	4,195,949	1,015,725	19.5%	5,196,710	14,964
28 Transportation: Student Activities	587-596	194,418	61,115	41,792	102,907	91,511	47.1%	175,036	19,382
29 Transportation: Staff	580-584	116,920	28,937	0	28,937	87,983	75.3%	104,217	12,703
30 Insurance	522,525	340,321	370,540	0	370,540	(30,219)	(8.9%)	370,540	(30,219)
31 Communications	530-552	134,317	192,108	3,466	195,594	(61,277)	(45.6%)	179,068	(44,751)
32 Tuition: Special Education	561-563,568	4,481,290	3,177,904	682,444	3,860,348	620,942	13.9%	3,915,768	565,522
33 Tuition: Other	564-567	1,250,859	1,227,436	0	1,227,436	23,423	1.9%	1,227,436	23,423
34 Total Trans, Ins, Comm, Tuition	500	11,729,799	9,246,100	735,611	9,981,711	1,748,088	14.9%	11,168,774	561,025
Supplies									
35 Instructional Supplies	601-609,613-619,622-623,628	459,950	236,373	33,298	269,672	190,278	41.4%	418,896	41,054
36 Computer Supplies	610-612	288,106	154,722	12,718	167,441	120,666	41.9%	201,474	86,632
37 Electricity & Heating	631-633	1,461,070	1,444,088	2,139	1,446,227	14,843	1.0%	1,556,781	(95,711)
38 Transportation Supplies	634,656	170,435	207,324	1,900	209,224	(38,789)	(22.8%)	237,537	(67,102)
39 Textbooks & Library Books	640-642,645,647	106,175	37,481	11,855	49,335	56,840	53.5%	111,239	(5,064)
40 Facility/Maintenance Supplies	650,652-655,657,659	336,810	314,346	11,783	326,129	10,681	3.2%	331,549	5,261
41 Other Supplies (staff dev, PPE, etc)	621,624-627,690	85,112	62,166	15,532	77,698	7,414	8.7%	99,789	(14,677)
42 Total Supplies	600	2,907,658	2,456,500	89,226	2,545,726	361,932	12.4%	2,957,265	(49,607)
Equipment									
43 Instructional Equipment	730,735	67,201	17,940	7,295	25,235	41,966	62.4%	48,883	18,318
44 Non-Instructional Equip	731,736	10,000	49,662	2,365	52,027	(42,027)	(420.3%)	52,027	(42,027)
45 Total Equipment	700	77,201	67,602	9,661	77,262	(61)	(0.1%)	100,910	(23,709)
46 Total Dues & Fees	800	88,835	63,184	119	63,303	25,532	28.7%	88,237	598
47 GRAND TOTAL		77,438,090	61,392,446	11,493,221	72,886,667	4,552,423	5.9%	77,296,828	141,262

Groton Public Schools

Date prep:		FY22 Budget Summary Review							
5/18/22 8:53 AM									
Account	Object #s	FY22 Budget 2021-2022	Expenditures	Encumbered	FY22 Actual Total	Remaining Balance	%	FY22 Estimate 05/18/2022	Favorable/ (Unfavorable) to Budget
Salaries									
Administrators									
48 Administrators	105	1,143,399	1,073,641	155,314	1,228,955	(85,556)	(7.5%)	1,145,235	(1,836)
49 Principals	106	1,127,065	994,276	129,698	1,123,974	3,091	0.3%	1,129,294	(2,229)
50 Asst. Principals/Sp.Ed. Supv	107	2,206,784	1,969,690	265,271	2,234,961	(28,177)	(1.3%)	2,219,465	(12,681)
51 6-12 Curriculum Coordinators	108	171,203	151,449	19,754	171,203	(0)	(0.0%)	171,203	(0)
52 Athletic Director	109	128,217	120,211	18,032	138,243	(10,026)	(7.8%)	138,243	(10,026)
53		4,776,668	4,309,267	588,068	4,897,335	(120,667)	(2.5%)	4,803,441	(26,773)
Teachers									
54 Classroom Teachers	101 & 151	24,778,163	18,118,296	6,522,740	24,641,036	137,127	0.6%	24,664,341	113,822
55 Sp.Ed Certified	102	7,704,186	5,558,070	2,015,145	7,573,215	130,971	1.7%	7,623,041	81,145
56 Media Specialist	103	689,386	492,790	181,020	673,810	15,576	2.3%	673,810	15,576
57 Guidance	104	1,128,246	836,510	318,164	1,154,673	(26,427)	(2.3%)	1,154,673	(26,427)
58 Adult Ed	124	40,903	25,558	0	25,558	15,345	37.5%	40,903	-
59 Coach Stipends	126	347,709	201,712	0	201,712	145,997	42.0%	324,787	22,922
60 Other Student Activities	127	79,386	38,258	0	38,258	41,128	51.8%	108,386	(29,000)
61		34,767,979	25,271,194	9,037,068	34,308,262	459,717	1.3%	34,589,941	178,038
Non-Cert Aides/Tutors									
62 Reg Ed Aides - Kindergarten	110 & 130	412,952	278,146	0	278,146	134,806	32.6%	412,952	-
63 Sp.Ed Aides - Para I & Para II	111 & 131	2,782,766	1,776,842	0	1,776,842	1,005,924	36.1%	2,782,766	-
64 Tutors	125 & 152	423,247	568,144	0	568,144	(144,897)	(34.2%)	423,247	-
65 School Bus Aides	136	410,004	351,653	0	351,653	58,351	14.2%	410,004	-
66 Other Non-Certified Personnel	139 & 119	12,320	24,815	31,385	56,200	(43,880)	(356.2%)	32,200	(19,880)
67		4,041,289	2,998,600	31,385	3,030,984	1,010,305	25.0%	4,061,169	(19,880)
Substitute									
68 Substitute Sp.Ed Certified	121	84,011	105	0	105	83,906	99.9%	48,744	35,267
69 Substitute Reg.Ed Certified	120	912,763	882,398	0	882,398	30,365	3.3%	871,141	41,622
70		996,774	882,503	0	882,503	114,271	11.5%	919,885	76,889
Clerical									
71 Clerical	112 113 114 132 133 134 143 144	1,893,198	1,801,995	0	1,801,995	91,203	4.8%	2,013,347	(120,149)
Custodial/Maintenance/Techs									
72 Custodial	117 & 137	1,887,198	1,446,897	8,643	1,455,540	431,658	22.9%	1,839,714	47,484
73 Maintenance	118 & 138	835,584	661,367	8,743	670,110	165,474	19.8%	797,700	37,884
74 Custodial/Maintenance Overtime	147 & 148	106,500	97,834	0	97,834	8,666	8.1%	106,500	-
75 Technicians	129 & 149	719,969	642,535	43,703	686,239	33,730	4.7%	714,816	5,153
76		3,549,251	2,848,634	61,089	2,909,724	639,527	18.0%	3,458,731	90,520
Security									
77 Security/Supervision	128	149,542	381,416	0	381,416	(231,874)	(155.1%)	149,542	-
78 Total Salaries		50,174,701	38,494,609	9,717,610	48,212,219	1,962,482	3.9%	49,996,055	178,646
Benefits									
Health Insurance									
79 Group Ins. Prof	201	5,649,546	5,585,963	0	5,585,963	63,583	1.1%	5,645,535	4,011
80 Group Ins. Other	202	1,409,691	960,827	0	960,827	448,864	31.8%	1,413,702	(4,011)
81		7,059,237	6,546,789	0	6,546,789	512,448	7.3%	7,059,237	0
Workers Comp & Town Pension									
82 Worker's Compensation	211	431,614	431,615	0	431,615	(1)	(0.0%)	431,615	(1)
83 Town Pension	213	520,500	520,500	0	520,500	0	0.0%	520,500	-
84		952,114	952,115	0	952,115	(1)	(0.0%)	952,115	(1)
Social Security & Medicare									
85 Social Security	212	727,779	639,172	0	639,172	88,607	12.2%	731,342	(3,563)
86 Medicare	214	728,450	626,857	0	626,857	101,593	13.9%	725,355	3,095
87		1,456,229	1,266,030	0	1,266,030	190,199	13.1%	1,456,698	(469)
Other Employee Benefits									
88 Retirement Awards	222	0	104,336	0	104,336	(104,336)		104,336	(104,336)
89 Unemployment	223	50,000	18,407	0	18,407	31,593	63.2%	25,220	24,780
90 Tuition Reimb Certified	224	101,000	149,518	0	149,518	(48,518)	(48.0%)	149,518	(48,518)
92 Mentor Stipend	227	1,500	(4,647)	0	(4,647)	6,147	409.8%	-	1,500
93		152,500	267,613	0	267,613	(115,113)	(75.5%)	279,074	(126,574)
94 Total Benefits		9,620,080	9,032,547	0	9,032,547	587,533	6.1%	9,747,124	(127,044)

Groton Public Schools

Date prep:		FY22 Budget Summary Review							
5/18/22 8:53 AM									
Account	Object #s	FY22 Budget 2021-2022	Expenditures	Encumbered	FY22 Actual Total	Remaining Balance	%	FY22 Estimate 05/18/2022	Favorable/ (Unfavorable) to Budget
Purchased Services									
Instructional Services									
95 Instructional Services	321 & 323	117,599	79,749	375	80,124	37,475	31.9%	131,781	(14,182)
96 Instruct Improvement Services	322 & 324	44,500	32,656	475	33,131	11,369	25.5%	55,074	(10,574)
97		162,099	112,405	850	113,255	48,844	30.1%	186,855	(24,756)
Professional Services									
98 Professional Services	331	254,739	393,665	47,127	440,791	(186,052)	(73.0%)	446,837	(192,098)
99 Other Professional Services	332	608,971	285,401	163,972	449,373	159,598	26.2%	523,797	85,174
100 OT & PT Services	333	671,345	146,556	598,999	745,554	(74,209)	(11.1%)	745,554	(74,209)
101 Legal Services	334	70,350	52,851	0	52,851	17,499	24.9%	62,819	7,531
102		1,605,405	878,472	810,097	1,688,570	(83,165)	(5.2%)	1,779,007	(173,602)
Athletic Officials & Other Athletic Services									
103 Athletic Officials	341	61,850	68,602	0	68,602	(6,752)	(10.9%)	70,702	(8,852)
104 Other Athletic Services	342	13,500	4,310	0	4,310	9,190	68.1%	4,310	9,190
105		75,350	72,912	0	72,912	2,438	3.2%	75,012	338
Computer Network Services									
106 Computer Network Services	343	148,773	250,144	0	250,144	(101,371)	(68.1%)	250,144	(101,371)
107 Total Purchased Services		1,991,627	1,313,933	810,947	2,124,881	(133,254)	(6.7%)	2,291,018	(299,391)
Property Services									
Water/Sewer									
108 Water	410	65,527	42,757	0	42,757	22,770	34.7%	65,527	-
109 Sewer	411	34,274	29,070	0	29,070	5,204	15.2%	34,274	-
110		99,801	71,828	0	71,828	27,973	28.0%	99,801	0
Trash & Snow Removal									
111 Trash Removal	421	86,600	96,439	21,917	118,356	(31,756)	(36.7%)	118,356	(31,756)
112 Snow Removal	422	50,000	24,992	0	24,992	25,008	50.0%	24,992	25,008
113		136,600	121,431	21,917	143,348	(6,748)	(4.9%)	143,348	(6,748)
Repair/Maintenance									
114 Equipment Repairs	430	116,791	89,330	2,860	92,190	24,601	21.1%	149,259	(32,468)
115 Grounds Repairs	431	184,989	147,156	25,379	172,535	12,454	6.7%	172,535	12,454
116 General Bldg Repairs	432	30,066	647	0	647	29,419	97.8%	15,033	15,033
117 Painting	433	5,045	9,515	0	9,515	(4,470)	(88.6%)	9,515	(4,470)
118 Heat & Plumbing	434	50,947	43,324	16,875	60,199	(9,252)	(18.2%)	60,199	(9,252)
119 Electrical	435	9,479	1,888	0	1,888	7,591	80.1%	1,888	7,591
120 Extermination Services	490	11,363	13,850	2,793	16,643	(5,280)	(46.5%)	16,643	(5,280)
121 Bldg Fire Protection	491	46,357	53,849	23,750	77,599	(31,242)	(67.4%)	77,599	(31,242)
123 Other Purch Services	499	24,146	51,921	3,875	55,796	(31,650)	(131.1%)	55,796	(31,650)
124		479,183	411,481	75,532	487,013	(7,830)	(1.6%)	558,467	(79,284)
Rental									
125 Rental	441	132,605	113,231	32,598	145,828	(13,223)	(10.0%)	145,828	(13,223)
126 Total Property Services		848,189	717,970	130,047	848,017	172	0.0%	947,445	(99,256)
Transportation, Insurance, Communications, Tuition									
Transportation: Schools									
127 Reg Ed Pupil Transportation	510 & 516	3,118,189	2,449,304	0	2,449,304	668,885	21.5%	3,106,966	11,223
128 Sp Ed - Trans - STA	511	1,160,504	962,257	0	962,257	198,247	17.1%	1,156,763	3,741
129 Sp Ed - Trans - Curtin	512	920,731	776,499	7,889	784,388	136,343	14.8%	920,731	-
130 Pupil Transp Reimbursement	513	12,250	0	0	0	12,250	100.0%	12,250	-
131		5,211,674	4,188,060	7,889	4,195,949	1,015,725	19.5%	5,196,710	14,964
Transportation: Other									
132 Transportation - Athletics	587	117,350	34,691	32,930	67,621	49,729	42.4%	84,976	32,374
133 Transportation - Field Trips	588	58,898	13,923	8,862	22,785	36,113	61.3%	70,913	(12,015)
134 Entry Fees - Athletics	591 & 592	12,100	10,965	0	10,965	1,135	9.4%	12,040	60
135 Admission Fees	595	6,070	1,036	0	1,036	5,034	82.8%	7,106	(1,036)
137		194,418	61,115	41,792	102,907	91,511	47.1%	175,036	19,382
Transportation: Staff									
138 Travel - Education	580 & 581	8,700	1,660	0	1,660	7,040	80.9%	9,158	(458)
139 Travel - Admin	582 & 583	29,100	19,617	0	19,617	9,483	32.6%	24,800	4,300
140 Travel - Conferences	584	79,120	7,661	0	7,661	71,459	90.3%	70,259	8,861
141		116,920	28,937	0	28,937	87,983	75.3%	104,217	12,703
Liability & Accident Insurance									
142 Liability Insurance	522	325,149	356,130	0	356,130	(30,981)	(9.5%)	356,130	(30,981)
143 Accident Insurance	525	15,172	14,410	0	14,410	762	5.0%	14,410	762
144		340,321	370,540	0	370,540	(30,219)	(8.9%)	370,540	(30,219)

Groton Public Schools

Date prep:		FY22 Budget Summary Review							
5/18/22 8:53 AM									
Account	Object #s	FY22 Budget 2021-2022	Expenditures	Encumbered	FY22 Actual Total	Remaining Balance	%	FY22 Estimate 05/18/2022	Favorable/ (Unfavorable) to Budget
Communications									
145 Telephone, Telephone Repairs	530	67,925	150,061	0	150,061	(82,136)	(120.9%)	127,839	(59,914)
146 Postage	531	41,350	20,490	330	20,820	20,530	49.7%	30,440	10,910
147 Advertisement	540	5,000	8,851	450	9,301	(4,301)	(86.0%)	9,301	(4,301)
148 Minority Recruitment	541	5,000	7,024	0	7,024	(2,024)	(40.5%)	-	5,000
149 Printing Admin	550	11,542	5,283	2,706	7,989	3,553	30.8%	7,989	3,553
150 School Publications	551 & 552	3,500	400	0	400	3,100	88.6%	3,500	-
151		134,317	192,108	3,486	195,594	(61,277)	(45.6%)	179,068	(44,751)
Tuition: Special Education									
152 Sp.Ed Vocational	561	461,250	337,687	96,220	433,907	27,343	5.9%	433,907	27,343
153 Sp.Ed BoE Placements	562	2,557,392	1,753,409	515,524	2,268,934	288,458	11.3%	2,324,354	233,038
154 Sp.Ed State Placements	563	600,000	394,378	51,519	445,897	154,103	25.7%	445,897	154,103
155 Sp.Ed Magnet Choice	568	862,648	692,429	19,181	711,610	151,038	17.5%	711,610	151,038
156		4,481,290	3,177,904	682,444	3,860,348	620,942	13.9%	3,915,768	565,522
Tuition: Other									
157 Adult Ed	564	210,000	207,000	0	207,000	3,000	1.4%	207,000	3,000
158 Gen Ed Magnet Tuition	566	945,337	931,737	0	931,737	13,600	1.4%	931,737	13,600
159 Gen Ed Vo Ag Tuition	567	95,522	88,699	0	88,699	6,823	7.1%	88,699	6,823
160		1,250,859	1,227,436	0	1,227,436	23,423	1.9%	1,227,436	23,423
161 Total Transportation, Insurance, Communication, Tuition		11,729,799	9,246,100	736,611	9,981,711	1,748,088	14.9%	11,168,774	561,025
Supplies									
Instructional Supplies									
162 General Classroom	601	117,527	40,780	12,545	53,326	64,201	54.6%	70,714	46,813
163 Science	602	26,320	5,918	1,543	7,461	18,859	71.7%	26,370	(50)
164 Arts & Crafts	603	23,577	15,760	3,499	19,260	4,317	18.3%	24,953	(1,376)
165 Phys. Ed	604	13,540	3,650	2,475	6,125	7,415	54.8%	14,041	(501)
166 Music	605	22,700	10,501	1,591	12,093	10,607	46.7%	22,700	-
167 Kindergarten	606	5,600	1,379	0	1,379	4,221	75.4%	5,600	-
168 Pupil Tests	607	70,700	50,429	6,717	57,146	13,554	19.2%	76,405	(5,705)
169 Tech. Ed	609	7,500	0	0	0	7,500	100.0%	7,500	-
170 Home Ec Supplies	613	12,700	12,892	158	13,050	(350)	(2.8%)	13,050	(350)
171 Sp.Ed Supplies	615	56,000	40,698	3,367	44,063	11,937	21.3%	56,030	(30)
172 Athletic Supplies	616	52,554	39,761	790	40,551	12,003	22.8%	48,542	4,012
173 Math Supplies	617	11,082	2,602	167	2,769	8,313	75.0%	12,787	(1,705)
174 Health Supplies	618	2,400	0	0	0	2,400	100.0%	2,400	-
175 Other Supplies	619	3,000	171	221	392	2,608	86.9%	3,392	(392)
176 Health Serv Pathogen	622	6,500	508	0	508	5,992	92.2%	6,500	-
177 School Library Supplies	623	5,250	3,530	0	3,530	1,720	32.8%	5,250	-
178 Food, Drink, Snacks	628	23,000	14,995	224	15,219	7,781	33.8%	22,664	336
180		459,950	238,373	33,298	269,672	190,278	41.4%	418,896	41,054
Computer Supplies									
181 Computer Supplies	610 & 611	92,700	35,605	983	36,588	56,112	60.5%	61,784	30,916
182 Software	612	195,406	119,117	11,735	130,852	64,554	33.0%	139,689	55,717
183		288,106	154,722	12,718	167,441	120,666	41.9%	201,474	86,632
Electricity & Heating									
184 Electricity	631	972,729	946,977	2,139	949,116	23,613	2.4%	1,024,242	(51,513)
185 Propane/Natural Gas	632	294,355	281,149	0	281,149	13,206	4.5%	294,355	-
186 Heating Oil	633	193,986	215,962	0	215,962	(21,976)	(11.3%)	238,184	(44,198)
187		1,461,070	1,444,088	2,139	1,446,227	14,843	1.0%	1,556,781	(95,711)
Transportation Supplies									
188 Diesel for School Buses	634	128,439	188,136	0	188,136	(59,697)	(46.5%)	207,886	(79,447)
189 Gas for Maintenance	656	41,996	19,187	1,900	21,088	20,908	49.8%	29,651	12,345
190		170,435	207,324	1,900	209,224	(38,789)	(22.8%)	237,537	(67,102)
Textbooks & Library Books									
191 Textbooks	640	61,415	21,928	5,354	27,283	34,132	55.6%	66,444	(5,029)
192 Workbooks	641	19,410	5,402	86	5,489	13,921	71.7%	19,410	-
193 Textbook Rebind	642	950	0	0	0	950	100.0%	950	-
194 Library Books	645	21,700	9,156	5,256	14,413	7,287	33.6%	21,735	(35)
195 Periodicals	647	2,700	994	1,158	2,152	548	20.3%	2,700	-
196		106,175	37,481	11,855	49,335	56,840	53.5%	111,239	(5,064)

Groton Public Schools

Date prep:		FY22 Budget Summary Review							
6/18/22 8:53 AM									
Account	Object #s	FY22 Budget 2021-2022	Expenditures	Encumbered	FY22 Actual Total	Remaining Balance	%	FY22 Estimate 05/18/2022	Favorable/ (Unfavorable) to Budget
Facility/Maintenance Supplies									
197 Equipment Repair	650	28,503	32,956	3,761	36,717	(8,214)	(28.8%)	36,717	(8,214)
198 Grounds Supplies	651	18,862	11,364	617	11,981	6,881	36.5%	11,981	6,881
199 General Bldg Repair	652	65,101	50,719	2,159	52,878	12,223	18.8%	52,878	12,223
200 Painting	653	2,500	5,726	1,095	6,821	(4,321)	(172.8%)	6,821	(4,321)
201 Heat & Plumbing	654	34,057	41,248	1,179	42,427	(8,370)	(24.6%)	42,427	(8,370)
202 Electrical	655	30,250	27,274	1,388	28,662	1,588	5.3%	30,250	-
203 Safety Supplies	657 & 659	13,555	4,963	30	4,993	8,562	63.2%	6,493	7,062
204 Custodial Supplies	658	143,982	140,096	1,555	141,651	2,331	1.6%	143,982	-
205		336,810	314,346	11,783	326,129	10,681	3.2%	331,549	5,261
Other Supplies									
206 Sup Serv Guid Imp Ins	621	24,400	13,477	993	14,470	9,930	40.7%	21,500	2,900
207 Audio Visual	624 & 625	7,502	6,185	20	6,205	1,297	17.3%	7,040	462
208 General Admin Supplies	626	13,110	12,103	2,987	15,090	(1,980)	(15.1%)	15,540	(2,430)
209 School Admin Supplies	627	15,800	19,898	11,060	30,958	(15,158)	(95.9%)	35,758	(19,958)
210 Professional Materials	690	24,300	10,394	472	10,865	13,435	55.3%	19,840	4,460
212		85,112	62,166	15,532	77,698	7,414	8.7%	99,789	(14,677)
213 Total Supplies		2,907,658	2,456,500	89,226	2,545,726	361,932	12.4%	2,957,265	(49,607)
Equipment									
Instructional Equipment									
214 Replace Instr Equip	730	12,730	3,207	0	3,207	9,523	74.8%	9,087	3,643
215 Add Instr Equipment	735	54,471	14,733	7,295	22,028	32,443	59.6%	39,796	14,675
216		67,201	17,940	7,295	25,235	41,966	62.4%	48,883	18,318
Non-Instructional Equipment									
217 Replace Non-Instr Equipment	731	10,000	5,948	0	5,948	4,052	40.5%	5,948	4,052
218 Add Non-Instr Equipment	736	0	43,714	2,365	46,079	(46,079)		46,079	(46,079)
219		10,000	49,662	2,365	52,027	(42,027)	(420.3%)	52,027	(42,027)
220 Total Equipment		77,201	67,602	9,661	77,262	(61)	(0.1%)	100,910	(23,709)
Dues - Fees									
Dues/Fees									
221 Dues BoE	810	25,541	21,088	0	21,088	4,453	17.4%	21,088	4,453
222 General Admin Dues	811	15,650	16,330	119	16,449	(799)	(5.1%)	17,749	(2,099)
223 School Admin Dues	812	43,669	22,860	0	22,860	20,809	47.7%	45,694	(2,025)
224 Other Dues	819	3,975	2,906	0	2,906	1,069	26.9%	3,706	269
225 Total Dues/Fees		88,835	63,184	119	63,303	25,532	28.7%	88,237	598
226 Grand Total		77,438,090	61,392,446	11,493,221	72,885,667	4,552,423	5.9%	77,296,828	141,262

Groton Public Schools
FY22 Budget Summary Review
Summary at Program Level III

Function No. Description		FY22			FY22			05182022	
		Budget	Expended	Encumbered	Total	Remaining		FY22	Favorable/
		2021-2022	2021-2022	2021-2022	2021-2022	Balance	%	Estimated	(Unfavorable)
Regular Instruction									
1101	FUNCTION-1101 ELEMENTARY	13,269,421	10,302,216	2,832,232	13,134,448	134,973	1.0%	13,215,266	54,155
1102	FUNCTION-1102 ART	670,468	507,013	151,691	658,704	11,764	1.8%	671,798	(1,330)
1104	FUNCTION-1104 LANGUAGE ARTS	2,310,517	1,754,605	523,375	2,277,980	32,537	1.4%	2,362,770	(52,253)
1105	FUNCTION-1105 WORLD LANGUAGES	1,378,697	1,054,987	329,540	1,384,527	(5,830)	(0.4%)	1,458,553	(79,856)
1106	FUNCTION-1106 CONSUMER SCIENCE	149,479	113,266	30,637	143,903	5,576	3.7%	149,829	(350)
1107	FUNCTION-1107 TECHNOLOGY EDUCATION	636,478	475,309	127,889	603,198	33,280	5.2%	633,095	3,383
1108	FUNCTION-1108 MATHEMATICS	2,151,284	1,555,800	463,310	2,019,110	132,174	6.1%	2,097,288	53,996
1109	FUNCTION-1109 MUSIC	731,431	493,182	168,775	661,957	69,474	9.5%	704,368	27,063
1110	FUNCTION-1110 PHYSICAL EDUCATION	1,174,615	773,026	227,911	1,000,938	173,677	14.8%	1,172,669	1,946
1111	FUNCTION-1111 SCIENCE	2,249,495	1,642,883	475,390	2,118,272	131,223	5.8%	2,212,817	36,678
1112	FUNCTION-1112 SOCIAL STUDIES	1,821,305	1,319,544	364,455	1,683,999	137,306	7.5%	1,733,574	87,731
1114	FUNCTION-1114 HEALTH EDUCATION	220,609	248,395	88,869	337,263	(116,654)	(52.9%)	219,695	914
1117	FUNCTION-1117 INTERN, BACCALAUREATE	67,250	43,624	39	43,663	23,587	35.1%	73,160	(5,910)
1118	FUNCTION-1118 IB - CAREERS-RELATED PROGRAM	18,179	0	0	0	18,179	100.0%	18,179	-
1119	FUNCTION-1119 UNCLASSIFIED	1,371,266	1,375,146	3,323	1,378,469	(7,203)	(0.5%)	1,445,610	(74,344)
1121	FUNCTION-1121 BUSINESS EDUCATION	332,696	241,287	69,855	311,142	21,554	6.5%	322,177	10,519
1124	FUNCTION-1124 HEALTH OCCUPATIONS	71,898	2,468	0	2,468	69,430	96.6%	19,911	51,987
1260	FUNCTION-1260 ENRICHMENT	38,724	37,268	0	37,268	1,456	3.8%	38,247	477
1270	FUNCTION-1270 REMEDIAL INSTRUCTION	2,914,729	2,180,687	708,877	2,889,564	25,165	0.9%	2,949,451	(34,722)
2220	FUNCTION-2220 EDUCATIONAL MEDIA SERVICE	1,097,479	853,797	187,434	1,041,231	56,248	5.1%	1,107,368	(9,889)
Total Regular Instruction		32,699,370	25,011,667	6,753,688	31,765,355	934,015	2.9%	32,666,054	33,316
Special Instruction									
1205	FUNCTION-1205 PRESCHOOL 3-5	1,235,951	819,346	190,211	1,009,557	226,394	18.3%	1,239,921	(3,970)
1210	FUNCTION-1210 SPED Summer School	20,290	0	0	0	20,290	100.0%	-	20,290
1220	FUNCTION-1220 OTHER SPECIAL INSTRUCTION	792,073	773,119	48,067	821,186	(29,113)	(3.7%)	785,150	6,923
1230	FUNCTION-1230 SPECIAL EDUCATION	8,176,457	5,913,272	1,235,225	7,148,498	1,027,959	12.6%	8,163,013	13,444
1250	FUNCTION-1250 BLIND	26,599	936	0	936	25,663	96.5%	7,524	19,075
1280	FUNCTION-1280 HEARING IMPAIRED	107,224	92,870	26,412	119,282	(12,058)	(11.2%)	106,266	958
Total Special Instruction		10,358,594	7,599,543	1,499,915	9,099,458	1,259,136	12.2%	10,301,874	56,720
Continuing Education									
1310	FUNCTION-1310 HIGH SCHOOL COMPLETION	84,133	44,977	1,953	46,930	37,203	44.2%	84,133	-
1320	FUNCTION-1320 ADULT EDUCATION	210,000	207,000	0	207,000	3,000	1.4%	207,000	3,000
Total Continuing Education		294,133	251,977	1,953	253,930	40,203	13.7%	291,133	3,000
Other Instructional Programs									
15**	STUDENT ACTIVITIES 6-12	938,606	592,335	83,357	675,691	262,915	28.0%	876,534	62,072
TOTAL INSTRUCTION		44,290,703	33,455,522	8,338,913	41,794,435	2,496,268	5.6%	44,135,595	155,108
Support Services - Pupils									
2101	FUNCTION-2101 SUPPORT SERVICES - SPED CO	878,367	811,826	74,668	886,494	(8,127)	(0.9%)	900,759	(22,392)
2110	FUNCTION-2110 SOCIAL WORK SERVICES	355,751	279,788	52,808	332,596	23,155	6.5%	310,975	44,776
2120	FUNCTION-2120 GUIDANCE SERVICES	1,595,294	1,189,097	321,164	1,510,261	85,033	5.3%	1,632,398	(37,104)
2130	FUNCTION-2130 HEALTH SERVICES	1,237,137	424,725	762,971	1,187,696	49,441	4.0%	1,263,277	(26,140)
2140	FUNCTION-2140 PSYCHOLOGICAL SERVICES	1,241,410	881,228	281,034	1,162,262	79,148	6.4%	1,220,313	21,097
2150	FUNCTION-2150 SPEECH & HEARING SERVICES	1,162,998	901,879	286,077	1,187,956	(24,958)	(2.1%)	1,157,469	5,529
Total Support Services - Pupils		6,470,957	4,488,543	1,778,722	6,267,265	203,692	3.1%	6,485,192	(14,235)
Support Services - Staff									
2201	FUNCTION-2201 SUPPORTING SERVICES - T&L	369,442	408,538	33,520	442,058	(72,616)	(19.7%)	346,511	22,931
2202	FUNCTION-2202 SUPPORTING SERVICES - DEI	15,761	8,428	0	8,428	7,333	46.5%	18,576	(2,815)
2210	FUNCTION-2210 IMPROVEMENT OF INSTRUCTION	235,564	254,738	1,972	256,710	(21,146)	(9.0%)	288,544	(52,980)
Total Support Services - Staff		620,767	671,704	35,491	707,196	(86,429)	(13.9%)	653,630	(32,863)
General Support Services									
2311	FUNCTION-2311 BOARD OF EDUCATION SERVICE	30,241	24,166	0	24,166	6,075	20.1%	24,166	6,075
2312	FUNCTION-2312 SUPERINTENDENT OFFICE SER	1,565,287	1,456,476	64,863	1,521,339	43,948	2.8%	1,589,103	(23,816)
2313	FUNCTION-2313 BUSINESS OFFICE	976,596	913,019	15,287	928,305	48,291	4.9%	1,009,729	(33,133)
2410	FUNCTION-2410 SCHOOL ADMINISTRATION	4,150,463	3,986,131	350,458	4,336,589	(186,126)	(4.5%)	4,226,843	(76,380)
Total General Support Services		6,722,587	6,379,791	430,608	6,810,399	(87,812)	(1.3%)	6,849,841	(127,254)
Operational Services									
2510	FUNCTION-2510 OPERATIONS AND MAINTENANCE	6,830,961	5,887,176	175,516	6,062,692	768,269	11.2%	6,928,651	(97,690)
2520	FUNCTION-2520 PUPIL TRANSPORTATION	5,837,953	4,913,835	7,889	4,921,724	916,229	15.7%	5,939,789	(101,836)
2540	FUNCTION-2540 COMPUTER SUPPORT SERVICES	1,504,213	1,471,737	139,857	1,611,594	(107,381)	(7.1%)	1,702,782	(198,569)
2560	FUNCTION-2560 HEALTH SERVICES STAFF	2,500	253	0	253	2,247	89.9%	2,500	-
Total Operational Services		14,175,627	12,535,733	323,262	12,858,995	1,316,632	9.3%	14,573,723	(398,096)
TOTAL SUPPORT SERVICES		27,989,938	24,075,771	2,568,084	26,643,855	1,346,083	4.8%	28,562,386	(572,448)
Community Services									
3710	FUNCTION 3710-NONPUBLIC SCHOOL	96,550	0	0	0	96,550	100.0%	96,550	0
Non-Programmed Charges									
4100	TUITION PAYMENTS	5,060,899	3,860,653	586,224	4,446,877	614,022	12.1%	4,502,297	558,602
GRAND TOTAL		77,438,090	61,391,946	11,493,221	72,885,167	4,552,923	5.9%	77,296,828	141,262
									0.18%

Cost vs Budget Dashboard - data through March 2022


BOE Groups Active & Retired

Self Insured - All Coverages All Enrollees										Claim/Admin. Cost			
Date	Net Medical Paid		Dental Paid		Total Net Paid		Total Fixed Costs		Total Cost		Anthem Renewal		Actual/Estimated BOE Anthem Renewal
	Lives	Claims	Rx Paid Claims	Claims	Claims	Claims	Claims	Claims	Claims	Claims	Monthly	Annual	
Jul-21	570	\$658,635	\$96,759	\$22,999	\$778,393	\$87,755	\$866,148	\$990,851	\$866,148	\$990,851		(\$124,703)	87.4%
Aug-21	569	\$608,837	\$193,338	\$33,942	\$836,117	\$87,629	\$923,746	\$990,851	\$923,746	\$990,851		(\$67,105)	93.2%
Sep-21	568	\$720,316	\$138,730	\$19,805	\$878,850	\$87,503	\$966,353	\$990,851	\$966,353	\$990,851		(\$24,498)	97.5%
Oct-21	575	\$508,503	\$242,986	\$24,808	\$776,297	\$88,386	\$864,683	\$990,851	\$864,683	\$990,851		(\$126,169)	87.3%
Nov-21	573	\$502,303	\$211,751	\$31,437	\$745,491	\$88,134	\$833,625	\$990,851	\$833,625	\$990,851		(\$157,226)	84.1%
Dec-21	574	\$860,615	\$208,410	\$24,099	\$1,093,124	\$88,260	\$1,181,384	\$990,851	\$1,181,384	\$990,851		\$190,533	119.2%
Jan-22	522	\$504,924	\$217,957	\$27,114	\$749,995	\$81,702	\$831,696	\$990,851	\$831,696	\$990,851		(\$159,155)	83.9%
Feb-22	520	\$521,027	\$184,782	\$37,896	\$743,705	\$81,449	\$825,154	\$990,851	\$825,154	\$990,851		(\$165,697)	83.3%
Mar-22	523	\$661,927	\$300,135	\$27,822	\$989,884	\$81,828	\$1,071,711	\$990,851	\$1,071,711	\$990,851		\$80,860	108.2%
Apr-22													
May-22													
Jun-22													
YTD	4994	\$5,547,086	\$1,794,847	\$249,922	\$7,591,856	\$772,646	\$8,364,501	\$8,917,661	\$8,364,501	\$8,917,661		(\$553,159)	93.8%

Budget vs. Actual Cost

Actual vs Budget

Actual Cost Budgeted Cost



Total fixed costs is taken from segmented Anthem Report 4 dated 3/9/21 plus Network Access Fees of \$190,427

*BOE monthly budget based on non-weighted Anthem proposal dated 3/9/21

Milliman Actuarial Valuation

Section III - Development of Contribution
C. Actuarially Determined Contribution - Summary of Town / BOE

Shown below are the aggregated results from the prior exhibit for all of the Town and Board of Education groups, respectively.

	Total Town	Total BOE	Total
Accrued Liability	\$45,765,532	\$13,036,820	\$58,802,352
Actuarial Value of Assets	26,196,658	999,183	27,195,841
Unfunded Accrued Liability	19,568,874	12,037,637	31,606,511
Amortization Period	16	16	16
Amortization Growth Rate	3.75%	3.75%	3.75%
Past Service Cost	1,525,923	938,659	2,464,582
 Total Normal Cost	 1,286,731	 151,388	 1,438,119
Employee Contributions	0	0	0
Net Normal Cost	1,286,731	151,388	1,438,119
 Interest	 196,887	 76,303	 273,190
 ADC for FY 2022-23	 3,009,541	 1,166,350	 4,175,891
 Expected Benefit Payouts	 (2,589,963)	 (1,005,706)	 (3,595,669)
 Net Budget Impact	 419,578	 160,644	 580,222

Instruction

Gifted and/or Talented Students Program

Gifted and/or talented students are those with outstanding learning abilities and/or outstanding talent in the creative performing arts.

The District shall provide educational opportunities for the gifted and talented that include a broad spectrum of learning experiences that increase knowledge and develop skills while encouraging students to excel in areas of special competence and interest.

Though early identification of the gifted and talented is important, it is essential that the identification of these students be recognized as a continuing process in that special abilities and skills appear at different times in the lives of many children and new children are regularly being enrolled in the system.

Upon the identification of a student as gifted and talented, the District shall provide electronic notice of such identification to the parent/guardian of such student. Such notice shall include, but need not be limited to:

1. an explanation of how such student was identified as gifted and talented,
2. the information on the provision of services to gifted and talented students,
3. the District's employee in charge of the provision of special education and related services,
4. information from the State Department of Education which is responsible for providing information and assistance to boards of education and parents or guardians of students related to gifted and talented students, pursuant to section 10-3e of the General Statutes, and
5. any associations in the state that provide support to gifted and talented students.

The District shall utilize guidelines, developed and promulgated by the State Department of Education (SDE), for providing services to those students.

Legal Reference: Connecticut General Statutes

10-76a-(e) Definitions.

10-76d-(e) Duties and powers of Boards of Education to provide special education programs and services.

PA 17-82 An Act Concerning Services for Gifted and Talented Students

PA 19-184 An Act Concerning the Provision of Special Education

Policy Adopted:

GROTON PUBLIC SCHOOLS
Groton, Connecticut

Instruction

Gifted and/or Talented Students Program

Gifted and/or Talented (G & T) Eligibility Criteria for Students in Grades 4 & 6

A. Extraordinary Learning Ability (Gifted):

- a. Score (s) Level 4 Exceeded, (Band 8 High) on Smarter Balance Assessment Consortium (SBAC) English Language Arts (ELA) and/or Math
- b. ELA Scaled Score: Current Grade 4 – (Grade 3 SBAC) 2523+, Current Grade 6 – (Grade 5 SBAC) 2620+
- c. Math Scaled Score: Current Grade 4 – (Grade 3 SBAC) 2527+, Current Grade 6 – (Grade 5 SBAC) 2606+
- d. Score in the recommended scaled score range on the *Scales for Rating the Behavioral Characteristics of Superior Students* in Learning, Motivation, Leadership, Math, Reading, Science, or Communication. May be completed by more than one teacher if appropriate

B. Outstanding Talent in the Creative Arts (Talented):

- a. Includes Music, Visual or Performing Arts- talent in single or multiple modes may be considered
- b. Teacher Recommendation. Scoring rubrics or other performance-based assessments are recommended.
- c. Score in the recommended scaled score range on the *Scales for Rating the Behavioral Characteristics of Superior Students* in Motivation, Creativity, Artistic, Musical, or Communication. May be completed by more than one teacher if appropriate

C. New transfers to Groton who have formerly been identified as gifted should be considered gifted in Groton

Definition of Gifted and Talented:

1. Extraordinary Learning Ability (Gifted): A child identified by the Planning and Placement Team (PPT) as gifted and talented on the basis of either performance on relevant standardized measuring instruments, or demonstrated or potential achievement or intellectual creativity, or both.
2. Outstanding Talent in the Creative Arts (Talented): A child identified by the PPT as gifted and talented on the basis of demonstrated or potential achievement in music, the visual arts, or the performing arts.
3. Gifted and/or Talented: A child identified by the PPT as (A) possessing demonstrated or potential abilities that give evidence of very superior intellectual, creative, or specific academic capability and (B) needing differentiated instruction or services beyond those being provided in the general education program to realize the child's intellectual, creative, or specific academic potential. The term includes children with extraordinary learning ability and children with outstanding talent in the creative arts.

Procedures:

- Evaluation and identification of gifted and talented students must be conducted by a PPT which may be conducted as a group or as an individual meeting.

Gifted and Talented Students Program – Cont.

- The PPT may use individual evaluations or group assessments to identify; however, parental consent is required prior to administering an individual evaluation. Parental consent is not required for evaluation and identification based on group assessments or performance rubrics.
- Parents must be provided with written notice (PPT Invitation) of referral to the PPT for consideration as a G & T child.
- The results of the PPT Meeting must be provided in writing to the parents Individualized Education Plan (IEP).
- Although districts are not required to provide educational services to address a G & T student's educational needs, CT's Common Core of Teaching (CCT) speaks to differentiating instruction for all students, including G & T students.

Identification Guidelines

- 1) A letter will inform parents that their child is being considered as Gifted and/or Talented and will invite them to a PPT. A PPT Invitation is required to be sent to the parent and other participants of the PPT.
- 2) A group or individual PPT must be held to formally identify students as Gifted and/or Talented. An administrator, general education teacher(s), special education teacher, and a PPS rep (School Psychologist) must be at the meeting. Parents will be invited, but do not have to attend. The primary disability category is left blank. All parents will receive the Connecticut Association for the Gifted (CAG) website with information on how to access the Parent Handbook. All teachers working with the student will receive a copy of the CAG Teacher Guide from the school administration.
- 3) Pupil Personnel Services must be contacted with the student's name so that a record in Frontline is created for the student.
- 4) The PPT identification process is documented in the student database. Students identified as Gifted and Talented must be designated as ineligible for special education services in the Special Education database. The exception to this would be a child who is identified by the PPT as twice exceptional. (A Gifted student who has some form of disability.)
- 5) The PPT recommendation should state: “_____ is identified as a Gifted and/or Talented student based on multiple measures.
- 6) A letter must be sent to those parents whose children were, in fact, identified. Copies of the PPT paperwork should go to the student's cumulative file. A confidential file will be created at the Central Office, Pupil Personnel Services (PPS) Office. Copies of all IEP paperwork must be sent to the PPS Office.
- 7) PowerSchool
 - a. All Gifted and/or Talented students must be identified as such in PowerSchool.
 - b. The PowerSchool administrator must be notified when identification is complete.

Regulation adopted:

GROTON PUBLIC SCHOOLS
Groton, Connecticut

Community Relations

Access to Information

The Board of Education (Board) acknowledges the need for an informed citizenry and, at the same time, recognizes the public's right to access information regarding the operations of the District. The Board, therefore, will make available statistics and other studies reported at public meetings and disseminated to the media. This action will be accomplished through information-sharing meetings, through presentations at regular Board meetings, at Board Committee meetings, and through meetings of parent organizations.

Moreover, in complying with Section 1-210 of the Connecticut General Statutes, and continuing to fulfill its obligation and desire to keep the public informed, while at the same time attempting to eliminate excessive expenditures of staff time in the compilation, assembly, and distribution of information pertaining to public school operation, the Board has adopted the following procedures to assist in determining access to information.

The Superintendent is responsible for developing regulations to implement this policy consistent with all applicable Federal and State Statutes and Regulations and in keeping with the Board's policy intent.

Legal Reference: Connecticut General Statutes
 1-210 Access to public records. Exempt records

Policy Adopted:

GROTON PUBLIC SCHOOLS
Groton, Connecticut

Regulations

Community Relations

Access to Information

ADMINISTRATIVE REGULATIONS

Freedom of Information Requests

Purpose:

Title I, Chapter 3 of the Connecticut State Statutes, addresses the subject of Public Records and Meetings. This regulation details the procedures to be followed in the Groton Public Schools in compliance with the specifics and spirit of State law relative to requests for the release of public information.

Procedures:

- ~~1. All requests for public information shall be complied with within a reasonable period of time.~~
- ~~2. School officials shall not be required to create documents in response to requests for information. However, all documents requested, except those specifically protected and exempt under State and Federal statutes, shall be made available to the requesting party.~~
- ~~3. When, and if, information requested is not made available, the requesting party shall be advised in writing of the reason(s).~~
- ~~4. Persons wishing to inspect public documents without making copies may do so without charge. Appointments for this purpose shall be made through the Business Manager.~~
- ~~5. Requests for public information may be filed with the Business Manager or with any building principal. The Business Manager shall review and approve/disapprove request for information. When requests are not approved, the Business Manager shall indicate the reason in writing to the requesting party.~~
- ~~6. Questions relating to the determination of public versus exempt records shall be directed to the Superintendent of Schools, who The Superintendent of Schools may consult with the general counsel of the Board of Education in making a final determination of this question.~~

Procedures for Accessing Information

The Board of Education's (Board) policy pertaining to the access of information shall be administered according to the following guidelines.

1. The Board grants discretion, within all applicable statutes, to the Superintendent for implementation of this policy.
2. All requests for public information shall be filed on a form (FOI-1) which shall be provided upon request by the Business Manager.
3. FOI-1 forms must be completed and signed by the requesting party.
4. Any information covered by Section 1-210 of the Connecticut General Statutes that is readily available in the format in which it is requested will be supplied by the Superintendent or his/her designee for inspection and/or copying by the person or group making the request. A reasonable fee may be charged for the cost of reproducing requested information.

Fees:

- A. A fee of fifty ~~twenty-five~~ cents (\$.25 50) per page shall be charged for copying. However, the first ten (10) pages requested shall be provided without such copying charge.
 - B. The actual cost of transcription and/or the actual cost of copyrighted material.
 - C. When the estimated cost of copying the information requested is ~~ten~~ fifteen dollars (\$~~10.00~~ 15.00) or more, prepayment of the estimated fee by the requesting part shall be required. The actual final fee shall be determined when all material requested, and that which is not exempt, is copied. At that time, a final adjustment in the fee shall be made.
 - D. Fees shall be paid by check or money order made payable to the Groton School Clearance Account.
 - E. USB digital storage – fee \$10
5. A document or record which is limited in its availability to the administration will not be released.
 6. Requests for studies or analyses of information which will result in staff members assuming responsibilities or performing tasks that are not ordinarily part of their day-to-day duties, will only be undertaken with the Superintendents endorsement.

Such requests shall contain the following information: the name of the person, agency, group, or organization requesting the information; the exact nature of information requested.

7. According to statute, the following records may not be disclosed:
 - a. Preliminary drafts or notes
 - b. Personnel or medical files
 - c. Information to be used in a prospective law enforcement action if prejudicial to such action
 - d. Records pertaining to such action
 - e. Test questions, scoring keys, and examinations
 - f. The contents of real estate appraisals, engineering or feasibility studies made relative to the acquisition of property
 - g. Records, reports, and statements of strategy, or negotiations with respect to collective bargaining
 - h. Student records covered by privacy law

- i. And any other records, documents, or materials deemed confidential by the courts or FOI Commission.

8. Appeal process:

Questions relating to the determination of public versus exempt records shall be directed to the Superintendent of Schools, ~~who The Superintendent of Schools~~ may consult with the general counsel of the Board ~~of Education~~ in making a final determination of this question.

Legal Reference: Connecticut General Statutes
 1-210 Access to public records. Exempt records

Regulations adopted: September 12, 1995
Revised:

GROTON PUBLIC SCHOOLS
Groton, Connecticut

Community Relations

Access to Information

The Board of Education (Board) acknowledges the need for an informed citizenry and, at the same time, recognizes the public's right to access information regarding the operations of the District. The Board, therefore, will make available statistics and other studies reported at public meetings and disseminated to the media. This action will be accomplished through information-sharing meetings, through presentations at regular Board meetings, at Board Committee meetings, and through meetings of parent organizations.

Moreover, in complying with Section 1-210 of the Connecticut General Statutes, and continuing to fulfill its obligation and desire to keep the public informed, while at the same time attempting to eliminate excessive expenditures of staff time in the compilation, assembly, and distribution of information pertaining to public school operation, the Board has adopted the following procedures to assist in determining access to information.

The Superintendent is responsible for developing regulations to implement this policy consistent with all applicable Federal and State Statutes and Regulations and in keeping with the Board's policy intent.

Legal Reference: Connecticut General Statutes
 1-210 Access to public records. Exempt records

Policy Adopted:

GROTON PUBLIC SCHOOLS
Groton, Connecticut

Regulations

Community Relations

Access to Information

ADMINISTRATIVE REGULATIONS

Freedom of Information Requests

Purpose:

~~Title I, Chapter 3 of the Connecticut State Statutes, addresses the subject of Public Records and Meetings. This regulation details the procedures to be followed in the Groton Public Schools in compliance with the specifics and spirit of State law relative to requests for the release of public information.~~

Procedures:

- ~~1. All requests for public information shall be complied with within a reasonable period of time.~~
- ~~2. School officials shall not be required to create documents in response to requests for information. However, all documents requested, except those specifically protected and exempt under State and Federal statutes, shall be made available to the requesting party.~~
- ~~3. When, and if, information requested is not made available, the requesting party shall be advised in writing of the reason(s).~~
- ~~4. Persons wishing to inspect public documents without making copies may do so without charge. Appointments for this purpose shall be made through the Business Manager.~~
- ~~5. Requests for public information may be filed with the Business Manager or with any building principal. The Business Manager shall review and approve/disapprove request for information. When requests are not approved, the Business Manager shall indicate the reason in writing to the requesting party.~~
- ~~6. Questions relating to the determination of public versus exempt records shall be directed to the Superintendent of Schools, who The Superintendent of Schools may consult with the general counsel of the Board of Education in making a final determination of this question.~~

Procedures for Accessing Information

The Board of Education's (Board) policy pertaining to the access of information shall be administered according to the following guidelines.

1. The Board grants discretion, within all applicable statutes, to the Superintendent for implementation of this policy.
2. All requests for public information shall be filed on a form (FOI-1) which shall be provided upon request by the Business Manager.
3. FOI-1 forms must be completed and signed by the requesting party.
4. Any information covered by Section 1-210 of the Connecticut General Statutes that is readily available in the format in which it is requested will be supplied by the Superintendent or his/her designee for inspection and/or copying by the person or group making the request. A reasonable fee may be charged for the cost of reproducing requested information.

Fees:

- A. A fee of ~~fifty~~ ~~twenty-five~~ cents (\$.25 50) per page shall be charged for copying. However, the first ten (10) pages requested shall be provided without such copying charge.
- B. The actual cost of transcription and/or the actual cost of copyrighted material.
- C. When the estimated cost of copying the information requested is ~~ten~~ fifteen dollars (\$~~10.00~~ 15.00) or more, prepayment of the estimated fee by the requesting party shall be required. The actual final fee shall be determined when all material requested, and that which is not exempt, is copied. At that time, a final adjustment in the fee shall be made.
- D. Fees shall be paid by check or money order made payable to the Groton School Clearance Account.

E. USB digital storage – fee \$10

5. A document or record which is limited in its availability to the administration will not be released.
6. Requests for studies or analyses of information which will result in staff members assuming responsibilities or performing tasks that are not ordinarily part of their day-to-day duties, will only be undertaken with the Superintendents endorsement.

Such requests shall contain the following information: the name of the person, agency, group, or organization requesting the information; the exact nature of information requested.

7. According to statute, the following records may not be disclosed:
 - a. Preliminary drafts or notes
 - b. Personnel or medical files
 - c. Information to be used in a prospective law enforcement action if prejudicial to such action
 - d. Records pertaining to such action
 - e. Test questions, scoring keys, and examinations
 - f. The contents of real estate appraisals, engineering or feasibility studies made relative to the acquisition of property
 - g. Records, reports, and statements of strategy, or negotiations with respect to collective bargaining
 - h. Student records covered by privacy law

- i. And any other records, documents, or materials deemed confidential by the courts or FOI Commission.

8. Appeal process:

Questions relating to the determination of public versus exempt records shall be directed to the Superintendent of Schools, who ~~The Superintendent of Schools~~ may consult with the general counsel of the Board ~~of Education~~ in making a final determination of this question.

Legal Reference: Connecticut General Statutes
 1-210 Access to public records. Exempt records

Regulations adopted: September 12, 1995
Revised:

GROTON PUBLIC SCHOOLS
Groton, Connecticut

**Groton Public Schools
Curriculum Map**

INTRODUCTION

Course Title: Meteorology and Climatology
Curriculum Area: Science Grade: 10-12

Course Purpose:

Meteorology and Climatology will serve as a true introductory course between the various physical processes underlying atmospheric and weather phenomena, including concepts related to global climate change, and the impacts of weather and climate in society. This course is a hands-on laboratory and technology-based approach that will promote and cultivate the development of student scientific inquiry, scientific method skills, which are important critical thinking skills for this course. This course will give students an understanding of how meteorologists use technology and forecasting models to predict the weather.

Students will be using long and short range weather models, Doppler Radar and Satellite data to understand and forecast the weather. Particular attention will be devoted to the analysis and interpretation of national and local weather charts and diagrams with the goal of creating a weather centered classroom.

With this perspective in mind, this course will also study Earth's climate through an analysis of climatic controls, classification schemes and feed-back cycles, including an examination of past global climates and global climate change scenarios.

Core Disciplinary Ideas (DCI) in the Earth and Space Sciences as described in the Next Generation Science Standards (NGSS) including: Earth and Human Activity and Earth's Systems. In Earth and Human Activity, students analyze weather models and make an evidence-based forecast of the current rate of climate change. In Earth's Systems, students study the factors that change weather and climate.

Major Learning Goals and Understandings:	
<p>Student Learning Expectation(s):</p> <ul style="list-style-type: none"> Students will examine the physical characteristics of the atmosphere. Students will understand how the meteorological conditions change at each mandatory atmospheric level creating “weather” on the surface. Students will analyze, evaluate long-range and short range weather models needed to forecast weather Students will understand and apply technology such as Satellite and Doppler Radar technology to support forecasting efforts. Students will model the causes and impacts of Mesoscale, Thunderstorms, Nor’easters and Hurricanes, snow, rain or wind events. Students will use data to discuss trends and predict future trends for hurricane activity. Students will use data to illustrate the relationships among Earth’s systems and how those relationships are modified due to human activity. Students will examine footage from various locations to begin to generate a list of possible causes and / or questions for the increase in extreme weather events. Students will generate a list of cause-and-effect relationships relating to global climate. Students will create a deliverable to demonstrate the significant role of oceans in climate change feedback loops. 	
<p style="text-align: center;">Units/Theme/Concept and # of Weeks</p> <p style="text-align: center;">Quarter = 9 weeks, Semester= 18 weeks, Trimester= 12 weeks, Year=36 weeks --- usually spread over 40 weeks</p>	
1. Introductory weather activities to include definitions, graphing, history of meteorology, weather symbols, NOAA and the NWS organization, Seasons and Solar motion.	2. Earth's Heat Balance, Heat Transfer activities and composition of atmosphere (Greenhouse Effect, Global Warming, Ozone layer).
3. Coriolis Force activity - Highs and Lows (Cyclones and Anticyclones), Global wind circulation systems, The Jet Stream - Upper air maps, Humidity - Heat Index and Wind Chill Factor.	4. Vertical structure of the atmosphere (mandatory levels), Pressure Gradient Force - Wind, Surface contour map - isotherms, Surface contour map - isobars, Surface station plotting.
5. Interpreting satellite imagery from the Internet (Visible, Infra-Red, Water Vapor and specialized imagery), Doppler radar, Doppler radar image analysis, Analysis of	6. When air masses collide: Fronts, Front laboratory activities, Cold, Warm, Occluded, and Stationary fronts. How geography: mountains, valleys, plains, deserts, and

Precipitation: Rain, Hail, Sleet, and Snow, Air Masses: Marine and Continental, Polar and Tropical, and location of Jet streams.	oceans, affect weather systems across the US, the world. Understanding the complete surface map.
7. Mesoscale events, Thunderstorms, Tornadoes, and Hurricanes, Killer weather: Deep Freeze, Nor'easters, Blazing Inferno, Blizzards, Droughts, Floods, and Lightning, Large scale weather phenomena: El Nino, Southern Oscillation, La Nina, Weather data graphical analysis (identify fronts by date, type, and duration).	8. Weather Forecasting: Step 1- Assembling the data, Weather Forecasting: Step 2 - Analyzing the data, Weather Forecasting: Step 3 - Making the forecast, Preparing your forecast web page or PowerPoint presentation.
9. Climate Change to include Air-Sea Interface and how this affects the weather throughout the world.	10.

Mappers/Authors: Terance J.W. Henkle

Date Approved:

Part 1 - Unit/Theme/Concept			
Grade:	Subject:	Course:	Length of Unit: (# of weeks)
10th Grade and up	Science	Meteorology and Climate	18

Supporting Standards

Ocean Literacy Principle #3: The ocean is a major influence on weather and climate.

3a: The ocean interaction of oceanic and atmospheric processes controls weather and climate by dominating the Earth's energy, water and carbon systems.

3c: Heat exchange between the ocean and atmosphere can result in dramatic global and regional water phenomena, impacting patterns of rain and drought. Significant examples include the El Niño Southern Oscillation and La Niña, which causes important changes in global weather patterns because they alter the sea surface temperature patterns in the Pacific.

3e: The ocean dominates the Earth's carbon cycle. Half the primary productivity on Earth takes place in the sunlit layers of the ocean and the ocean absorbs roughly half of all carbon dioxide added to the atmosphere.

- 3f: The ocean has had, and will continue to have, a significant influence on climate change by absorbing, storing, and moving heat, carbon and water. Changes in the ocean's circulation have produced large, abrupt changes in climate during the last 50,000 years.
- 3g: Changes in the ocean-atmosphere system can result in changes to the climate that in turn, cause further changes to the ocean and atmosphere. These interactions have dramatic physical, chemical, biological, economic, and social consequences.

Part 2 – Standards		Bloom's Taxonomy Levels
Key (NGSS) Content Knowledge and Concepts/Skills		Creating, Evaluating, Analyzing, Applying, Understanding and Remembering (all will apply)
<p>Analyze geoscience data to make the claim that one change to Earth's surface can create feedback that causes changes to other Earth systems. HS-ESS2-2</p> <p>Use a model to describe how variations in the flow of energy into and out of Earth's systems result in changes in climate. HS-ESS2-4</p> <p>Develop a quantitative model to describe the cycling of carbon among the hydrosphere, atmosphere, geosphere, and biosphere. HS-ESS2-6</p> <p>Construct an explanation based on evidence for how the availability of natural resources, occurrence of natural hazards, and changes in climate have influenced human activity. HS-ESS3-1</p> <p>Analyze geoscience data and the results from global climate models to make an evidence-based forecast of the current rate of global or regional climate change and associated future impacts to Earth systems. HS-ESS3-5</p> <p>Use a computational representation to illustrate the relationships among Earth systems and how those relationships are being modified due to human activity. HS-ESS3-6</p>		
<p>The students will know:</p> <ol style="list-style-type: none"> The composition, structure and properties that make up Earth's atmosphere. 	<p>The students will be able to:</p> <ul style="list-style-type: none"> Describe the formation of Earth's early atmosphere and key greenhouse gasses. Identify three methods of transferring energy through the atmosphere. Describe the different types of air masses. Describe the various properties of the atmosphere including temperature, air pressure, wind speed, direction and density. Describe cloud formation and the different types of cloud groups. 	<ol style="list-style-type: none">

<p>2. The factors that affect weather patterns over the Earth's surface.</p> <p>3. The technology used to assist in forecasting weather.</p> <p>4. The factors that affect climate.</p>	<ul style="list-style-type: none"> ● Relate the Coriolis Effect to weather patterns. ● Explain how warm, cold, stationary and occluded fronts affect weather patterns. ● Analyze weather data to predict weather patterns. ● Describe and interpret weather maps and reports using in-situ data, models, radar and satellite. ● Understand how the air-sea interface affects weather and climate ● Understand how extreme weather events are formed such as meso-scale, nor'easters, hurricanes and tornadoes. ● Describe different types of climate data. ● Explain why climates vary. ● Describe the criteria used to classify climates. ● Distinguish among different types of climatic changes and why they occur. ● Identify how humans impact the global climate ● Compare natural and human impact on climate change 	
---	---	--

Big Idea and Essential Questions

- **Big Ideas:**
 - a. What is weather and what is climate?
 - b. How is technology employed to create a forecast?
 - c. Why are meteorologist forecasts “sometimes” wrong?
 - d. How is mankind’s influence changing earth’s climate?
 - e. Can we solve climate change, or is it already out of control?
- **Essential Questions**
 - a. How the interactions between temperature, air pressure, wind, humidity, and precipitation create our weather?
 - b. How to forecast the weather on a daily basis?
 - c. How does a forecast change over time?
 - d. How to forecast severe weather, like tornados, hurricanes, nor’easters, meso-scale systems, thunderstorms/lightning?
 - e. How does the Air-Sea Interface influence weather and climate
 - f. How is the Earth’s heat budget influencing weather and climate?
 - g. How is humanity changing or accelerating global climate change?

Part 3 – Common Unit Assessments

Includes description of what students must produce/perform as indicators of mastery of this unit. Either **literacy** (reading, writing, listening, speaking, viewing and presenting) or **numeracy skills** should be required in the task. Students should apply age-appropriate content-specific technologies and **technology applications**. Assessments must be common to teachers of this unit.

Numeracy skills:

Graphing: (individual) of temperatures, dew points, relative humidity, wind speeds, precipitation.

Determining mean, median and modes of atmospheric conditions

Calculating and Estimating speeds of meteorological conditions within the atmosphere.

Interpreting data and data-sets to form an educated guess

Determine speed calculations of fronts, and jetstream.

Determine Isobar and Isotherm analysis

Determining Temperature at mandatory levels based on constant, then verifying real world data

Literacy Skills:

Oral presentations of weather phenomena and weather forecasts

Written report and Case study based on research of a meteorological event.

Formative assessments will be based on material covered to create a building block of knowledge throughout the course

Performance, Peer/Self- assessments will be based on working as a meteorological team reviewing each team's forecast.

Concept maps will provide critical thinking and a visual representation/model of the environment, meteorological events.

Summative Assessment will be given to check for understanding based on one or two unit evaluations

Part 4 – Common/Assured Learning Experiences

At this time this course is a single semester course being taught by one teacher. Students in this class regardless when they take the class (Semester 1 or 2) will experience the same curriculum found in each unit of study.

I will be using the Next Generation Science Standards (NGSS) which employs the 3-Dimensional model. This 3-D Model incorporates Disciplinary Core Ideas (DCI) which are basically the “content”, Crosscutting Concepts (CC) such as Cause and Effect, Patterns, Stability and Change to name a few. The third portion is called the Science and Engineering Practices (SEP), in which students will Ask Questions, Analyze and Interpret Data, Develop and Use Models, Mathematical Thinking and Engage in Arguments from Evidence to name a few.

Students will research historical weather events, specific meteorological phenomena and use Project O excursions to understand the Air-Sea interface and how this influences weather and climate.

Students that have Individual Educational Plans (IEP) will have their assignments modified based on their specific requirements.

P 6145.1

Students

Eligibility to Participate in Interscholastic Athletics

Any student enrolled in the Groton Public Schools shall be eligible to participate in the interscholastic athletics program at his/her school provided that the student:

- A. ~~Students must meet all criteria established by the Connecticut Interscholastic Athletic Conference (CIAC);~~ Students must meet all other CIAC eligibility requirements as outlined in the [CIAC handbook](#) plus one (1) additional full credit for a total of 5 credits.
- B. Students have 8 consecutive semesters (4 years) of eligibility to play athletics from that time they enter high school as a freshman.

~~It shall be the responsibility of the administration to determine each student's eligibility to participate in interscholastic athletics.~~ The administration shall be responsible to determine each student's eligibility to participate in interscholastic athletics. The principal shall publish eligibility criteria. ~~to all interested students annually.~~

~~The Superintendent of Schools shall issue administrative regulations implementing this policy which shall include an explanation of CIAC eligibility requirements.~~ The Board of Education shall be informed of any changes that the CIAC may, ~~from time to time,~~ make in its requirements.

Legal Reference: Connecticut General Statutes 10-241
 C.I.A.C. Regulations

Policy Adopted: April 8, 1996
Revised:

GROTON PUBLIC SCHOOLS
Groton, Connecticut

P 6172.1

Instruction**Gifted and/or Talented Students Program**

Gifted and/or talented students are those with outstanding academic learning abilities and/or talented students are those with outstanding talent in the creative and performing arts.

The District shall provide educational opportunities for the gifted and/or talented that include a broad spectrum of learning experiences that increase knowledge and develop skills while encouraging students to excel in areas of special competence and interest.

Though early identification of the gifted and/or talented is important, the identification of these students is a continuing process is essential in that special abilities and skills appear at different times in the lives of many children and new children are regularly being enrolled in the system.

Upon the identification of a student as gifted and/or talented, the District shall provide electronic notice of such identification to the parent/guardian of such student. Such notice shall include, but need not be limited to:

1. an explanation of how such student was identified as gifted and/or talented,
2. the information on the provision of services to gifted and/or talented students,
3. the District's employee in charge of the provision of special education and related services,
4. information from the State Department of Education which is responsible for providing information and assistance to boards of education and parents or guardians of students related to gifted and/or talented students, pursuant to section 10-3e of the General Statutes, and
5. any associations in the state that provide support to gifted and/or talented students.

The District shall utilize guidelines, developed and promulgated by the State Department of Education (SDE), for providing services to those students.

Legal Reference: Connecticut General Statutes

10-76a-(e) Definitions.

10-76d-(e) Duties and powers of Boards of Education to provide special education programs and services.

PA 17-82 An Act Concerning Services for Gifted and Talented Students

PA 19-184 An Act Concerning the Provision of Special Education

CSDE Gifted and Talented Education; Guidance Regarding Identification and Service, March 2019

Policy Adopted:

GROTON PUBLIC SCHOOLS
Groton, Connecticut

Instruction

Gifted and/or Talented Students Program

Definition of Gifted and/or Talented:

1. Extraordinary Learning Ability (Gifted): A child identified by the Planning and Placement Team (PPT) as gifted and/or talented on the basis of either performance on relevant standardized measuring instruments, or demonstrated or potential achievement or intellectual creativity, or a combination of the above.
2. Outstanding Talent in the Creative Arts (Talented): A child identified by the PPT as gifted and/or talented on the basis of demonstrated or potential achievement in music, the visual arts, or the performing arts.
3. Gifted and/or Talented: A child identified by the PPT as (A) possessing demonstrated or potential abilities that give evidence of very superior intellectual, creative, or specific academic capability and (B) needing differentiated instruction or services beyond those being provided in the general education program to realize the child's intellectual, creative, or specific academic potential. The term includes children with extraordinary learning ability and children with outstanding talent in the creative arts.

Gifted and/or Talented (G & T) Eligibility Criteria for Students in Grades 4 & 6

A. Extraordinary Learning Ability (Gifted):

- a. Score in the highest band on Smarter Balance Assessment Consortium (SBAC) English Language Arts (ELA) and/or Math
- b. ELA Scaled Score: scores on the highest band in Grade 4 (Grade 3 SBAC), Grade 6 – (Grade 5 SBAC)
- c. Math Scaled Score: scores on the highest band in Grade 4 (Grade 3 SBAC), Grade 6 – (Grade 5 SBAC)
- d. Score in the recommended scaled score range on the *Scales for Rating the Behavioral Characteristics of Superior Students* in Learning, Motivation, Leadership, Math, Reading, Science, or Communication. May be completed by more than one teacher if appropriate. See addendum.

B. Outstanding Talent in the Creative Arts (Talented):

- a. Includes Music, Visual or Performing Arts- talent in single or multiple modes may be considered
- b. Teacher Recommendation. Scoring rubrics or other performance-based assessments are recommended.
- c. Score in the recommended scaled score range on the *Scales for Rating the Behavioral Characteristics of Superior Students* in Motivation, Creativity, Artistic, Musical, or Communication. May be completed by more than one teacher if appropriate.

C. New transfers to Groton who have formerly been identified as gifted should be considered gifted in Groton.

Gifted and/or Talented Students Program – cont.

D. Identification Procedures:

Evaluation and identification of gifted and/or talented students must be conducted by a Planning and Placement Team which may be conducted as a group or as an individual meeting according to parent preference.

E. Curriculum and Instruction:

Gifted and/or talented students benefit from differentiated instruction (i.e., adaptations and modifications) to the depth and complexity of the general education curriculum to meet their unique educational needs. Instruction should address variations in students' interests, learning styles, and their preferred modes of expression.

Examples include:

Advanced courses and programs such as the International Baccalaureate Program, Curriculum Compacting, Independent Study or Personalized Learning, Dual Enrollment, Subject Acceleration such as advanced level readings and math problems, STEM classes such as coding and robotics, creative arts including visual musical, dramatic arts, before and after school enrichment clubs, magnet themes and career pathways.

Regulation adopted:

GROTON PUBLIC SCHOOLS
Groton, Connecticut

Groton Public Schools

Gifted and Talented Identification

Scales for Rating the Behavioral Characteristics of Superior Students

(Renzulli Scales)

Introduction

Dr. Renzulli recommends that the selection of students for gifted identification be based on a relatively equivalent balance of test and nontest based information.

The *Scales for Rating the Behavioral Characteristics of Superior Students* represent the recommended nontest information and provide teacher input into the identification of students as gifted. The Scales can be modified for use in each district.

Administration

The first four scales (Learning, Creativity, Motivation, and Leadership) are generally consistent with the expectations for most accelerated curricula. The Reading and Mathematics scales are also being included in the district's identification process in order to identify students for cluster groups either in the classroom or across classrooms for accelerated instruction in reading and math.

Our magnet themes across the district have provided for the addition of the Artistic, Musical, Communication, and Science scales.

The scales provide teachers and administrators with the opportunity to focus on specific student strengths. Do not abbreviate the scales by reducing the number of items on each scale. Judgement may be used in determining if both the Reading and Mathematics scales need to be completed based on the student's academic performance in Reading and Mathematics.

Interpreting the Results

After at least 2 teachers (current classroom teacher, last year's classroom teacher, intervention specialist, library media specialist, STEM teacher) have completed the ratings, the teacher should compute and record the total points for each

scale. The school-based team should consider students for identification as gifted whose scores range in the 5-Frequently, and 6-Always areas on a majority of the items on the scales below.

Recommended Scaled Score Range for Identification as Gifted

Rating Scales	Recommended Scaled Score Range for Identification as Gifted
Learning Characteristics	55-66
Creativity Characteristics	45-54
Motivation Characteristics	55-66
Leadership Characteristics	35-42
Artistic	55-66
Musical	35-42
Communication (Precision)	55-66
Communication (Expressiveness)	20-24
Mathematics Characteristics	50-60
Reading Characteristics	30-36
Science	35-42

Current Achievement Levels

English Language Arts

Fountas & Pinnell Benchmark Book Assessment Level: _____

And/or ELA Interim Score _____

On-Demand Writing Score _____

ELA Interim Score _____

Mathematics

Unit Test Score (Post-Test) _____

Math Interim Score _____

Orleans Hannah (Grade 6) _____

Comprehensive SBAC

ELA _____

Math _____